

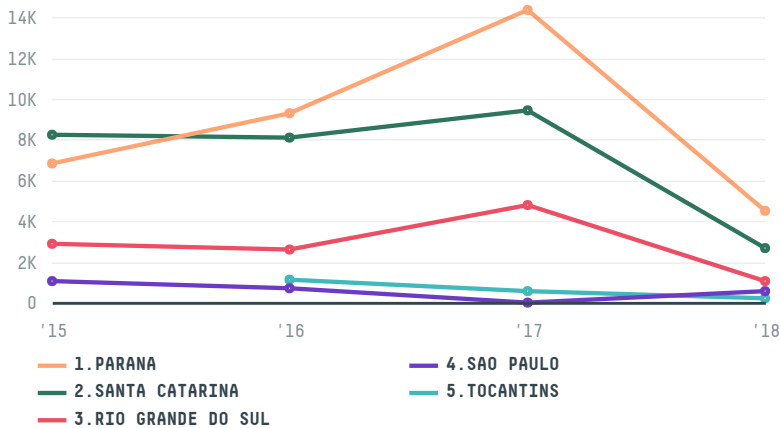
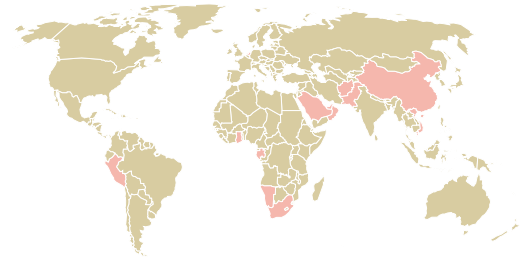
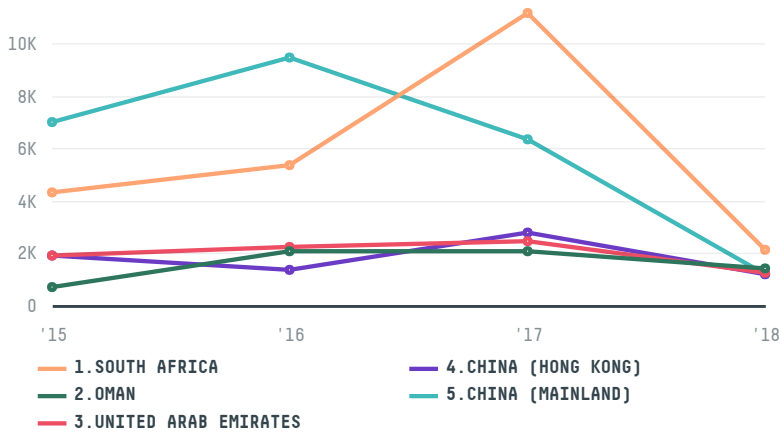


ESS-FOOD

ACTIVITY: **Importer**
COMMODITY: **Chicken**
COUNTRY: **Brazil**
YEAR: **2018**

ESS-FOOD was the 9th largest importer of chicken from BRAZIL in 2018, accounting for 9 thousand tons. This is a 71% decrease vs the previous year. As an importer, ESS-FOOD sources from 76 municipalities, or 15% of the chicken production municipalities. The main destination of the chicken imported by ESS-FOOD is SOUTH AFRICA, accounting for 23% of the total.

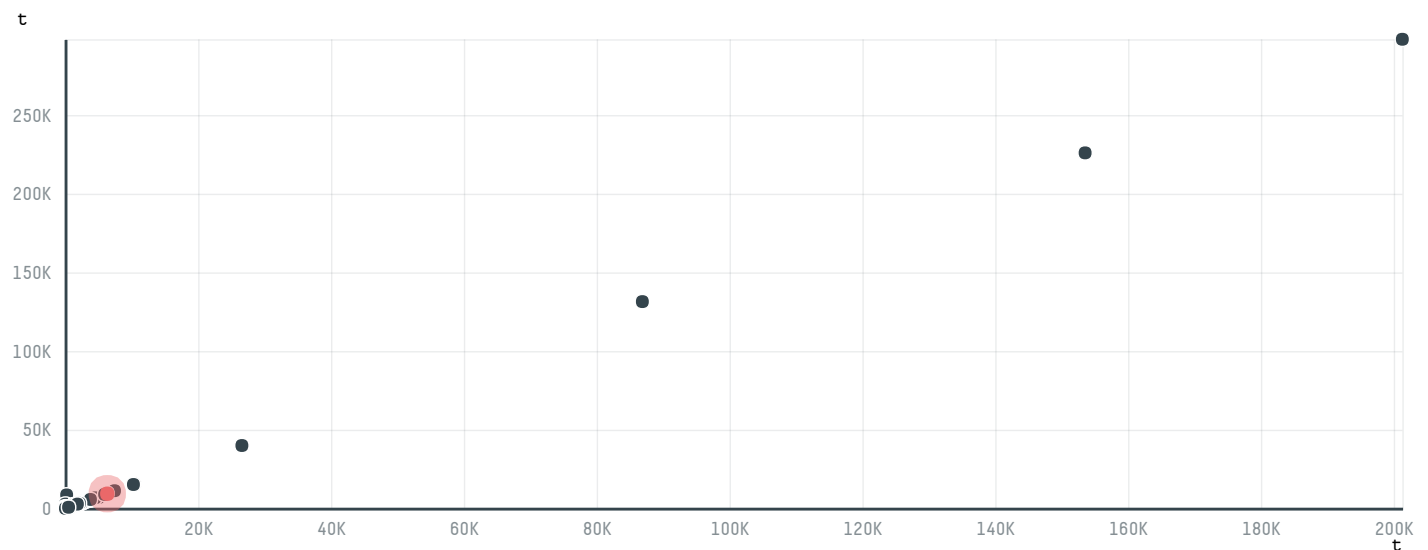
TOP DESTINATION COUNTRIES OF CHICKEN IMPORTED BY ESS-FOOD:

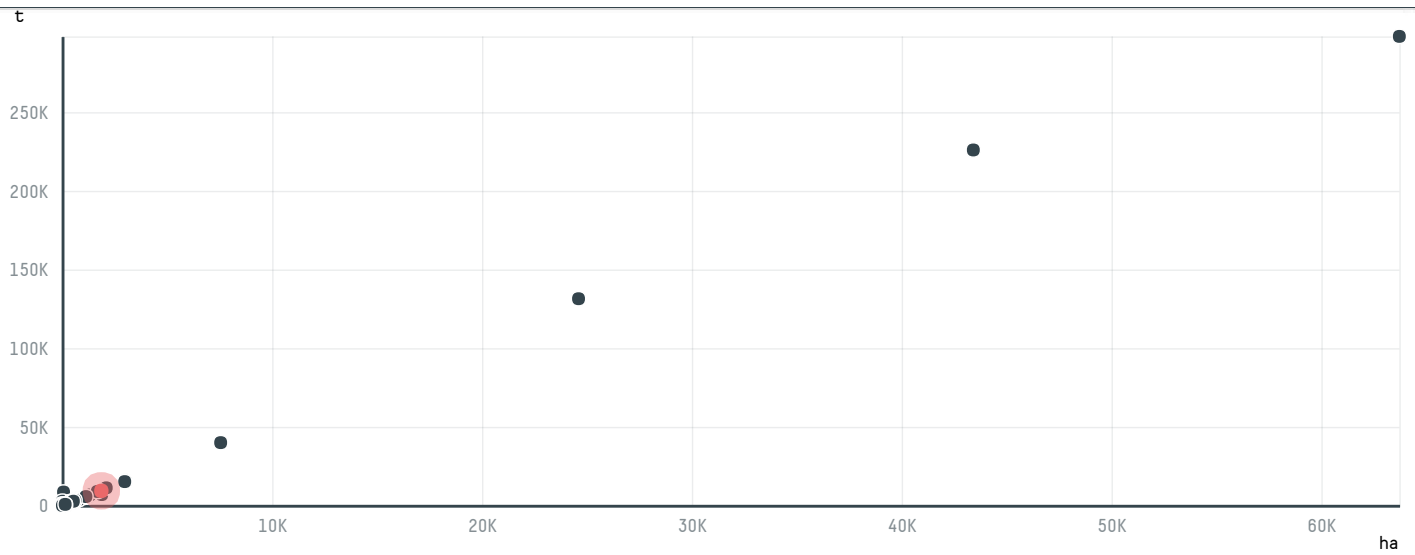


BIOME	SOY DEFORESTATION RISK FOR FEED	CO2 EMISSIONS RISK FROM SOY DEFORESTATION FOR FEED
MATA ATLANTICA	0.4ha	52.6t CO2
CERRADO	2.6ha	409.4t CO2

MUNICIPALITY	SOY DEFORESTATION RISK FOR FEED	CO2 EMISSIONS RISK FROM SOY DEFORESTATION FOR FEED
PALOTINA	0.1ha	14.9t CO2
CORBELIA	0ha	0t CO2
ARROIO DO MEIO	0ha	0t CO2
GUARACI	0ha	1.9t CO2
PITANGUEIRAS	0ha	0t CO2
CAFELANDIA	0ha	0t CO2
NOVA ERECHIM	0.1ha	12.5t CO2
CUNHA PORA	0ha	0t CO2
ROLANDIA	0ha	0t CO2
VARZEA PAULISTA	0ha	2t CO2

COMPARING COMPANIES IMPORTING CHICKEN FROM BRAZIL IN 2018

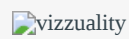




Trase is a partnership between



In collaboration with



and many other organizations and individuals.

Donors



[Terms of Use](#) · [Privacy policy](#) · [Cookie policy](#) · [Contact us](#)

