



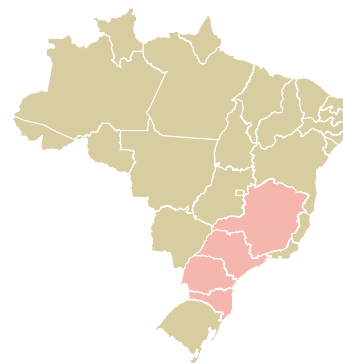
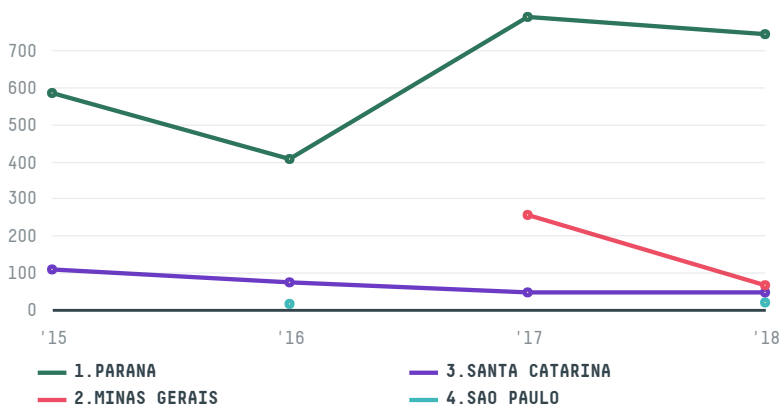
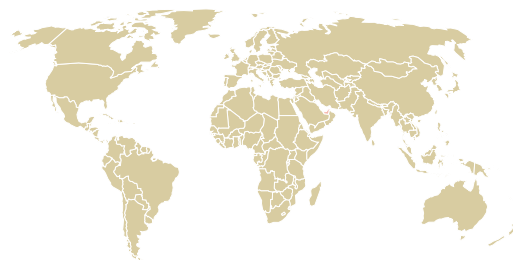
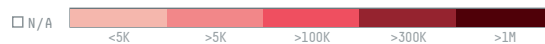
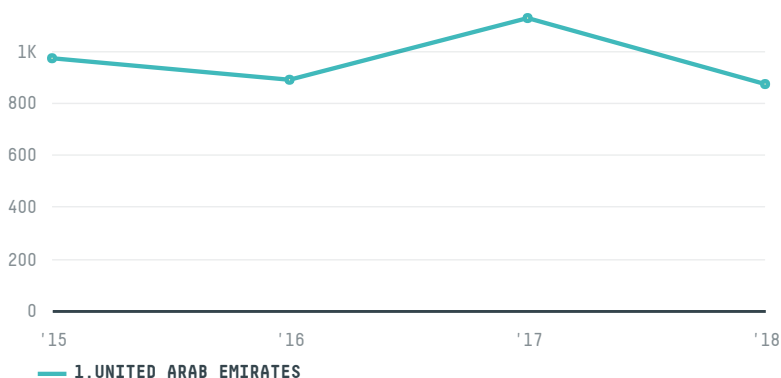
# trase

## SIAM TRADING CO

ACTIVITY: **Importer**    COMMODITY: **Chicken**    COUNTRY: **Brazil**    YEAR: **2018**

SIAM TRADING CO was the 121st largest importer of chicken from BRAZIL in 2018, accounting for 871 tons. This is a 23% decrease vs the previous year. As an importer, SIAM TRADING CO sources from 14 municipalities, or 3% of the chicken production municipalities. The main destination of the chicken imported by SIAM TRADING CO is UNITED ARAB EMIRATES, accounting for 100% of the total.

### TOP DESTINATION COUNTRIES OF CHICKEN IMPORTED BY SIAM TRADING CO:

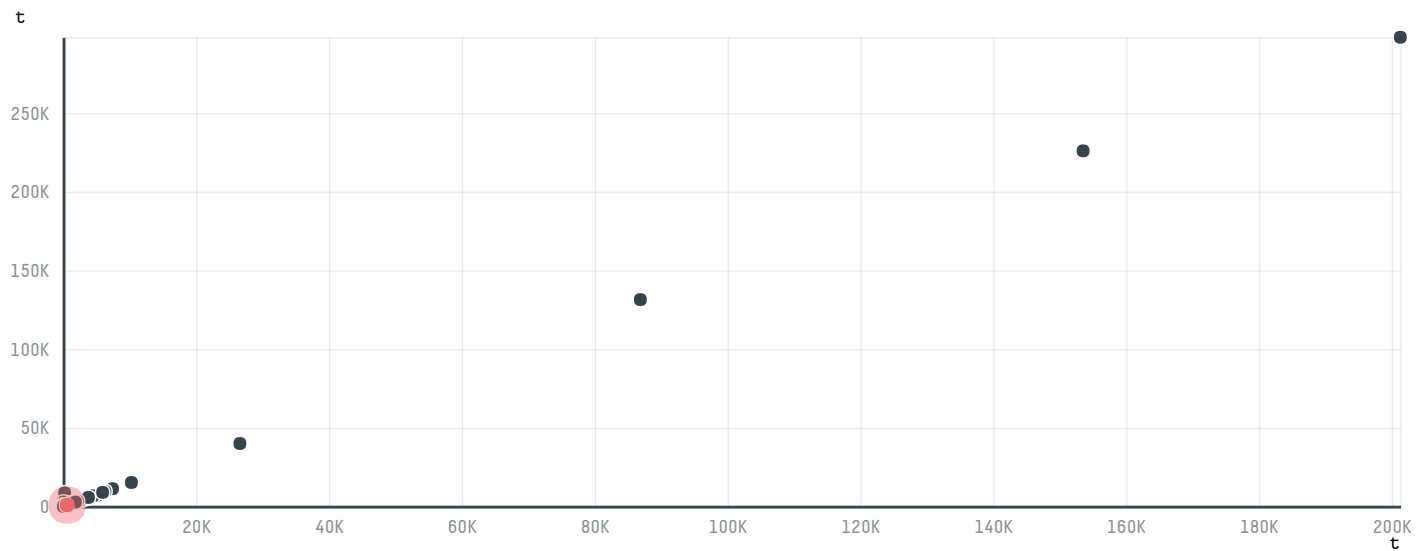


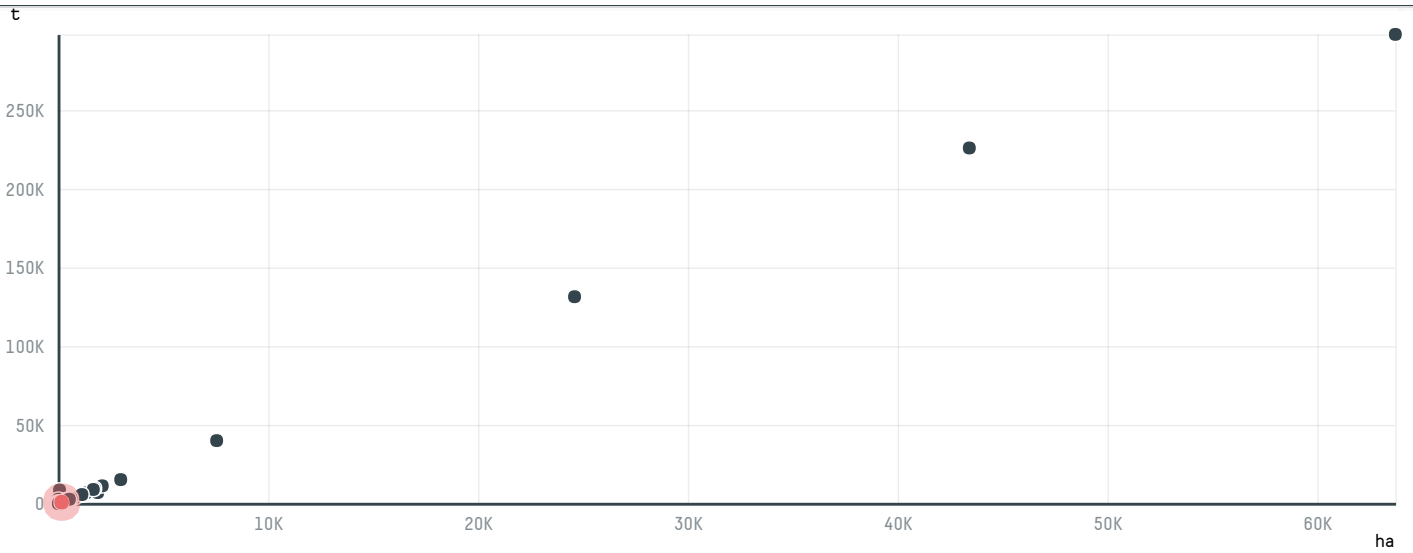
BIOME	SOY DEFORESTATION RISK FOR FEED	CO2 EMISSIONS RISK FROM SOY DEFORESTATION FOR FEED
MATA ATLANTICA	0.1ha	7.8t CO2
CERRADO	0ha	2.6t CO2


MUNICIPALITY	SOY DEFORESTATION RISK FOR FEED	CO2 EMISSIONS RISK FROM SOY DEFORESTATION FOR FEED
ITAPEJARA D'OESTE	0ha	0t CO2
PATO BRANCO	0.1ha	7.6t CO2
FUNILANDIA	0ha	1.8t CO2
CAFELANDIA	0ha	0t CO2
CUNHA PORA	0ha	0t CO2
BOITUVA	0ha	0.1t CO2
MANDAGUACU	0ha	0t CO2
JEQUITIBA	0ha	0.8t CO2
UNIAO DO OESTE	0ha	0t CO2
TIGRINHOS	0ha	0t CO2

#### COMPARING COMPANIES IMPORTING CHICKEN FROM BRAZIL IN 2018





Trase is a partnership between




In collaboration with



and many other organizations and individuals.

Donors



[Terms of Use](#) · [Privacy policy](#) · [Cookie policy](#) · [Contact us](#)

