



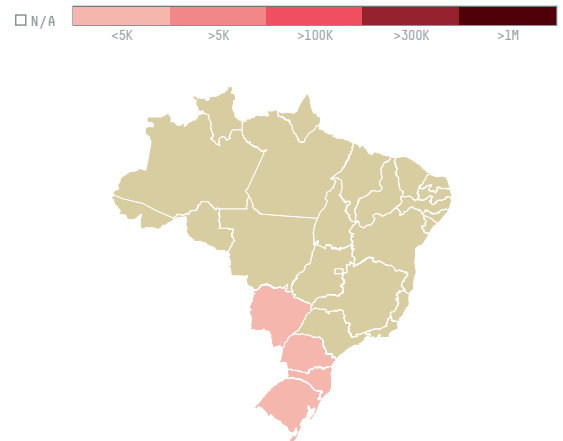
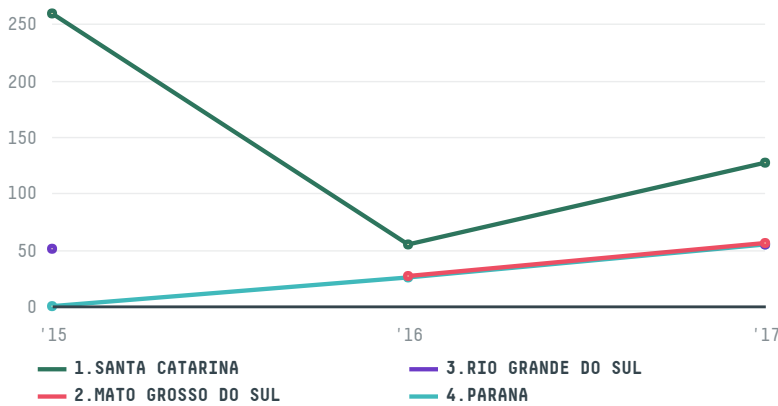
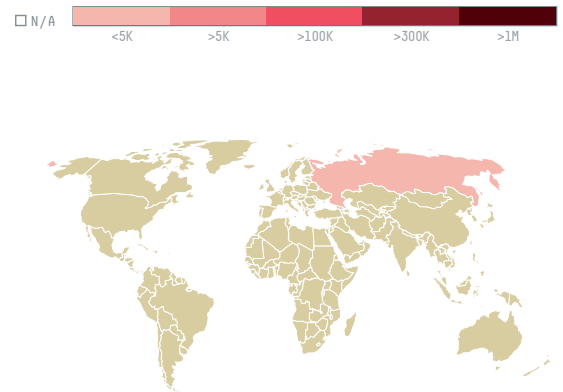
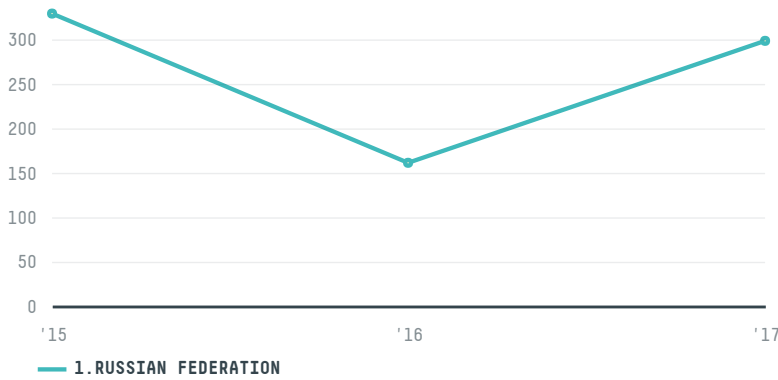
trase

DIETA

ACTIVITY: **Importer**
COMMODITY: **Chicken**
COUNTRY: **Brazil**
YEAR: **2017**

DIETA was the 588th largest importer of chicken from BRAZIL in 2017, accounting for 298 tons. This is a 84% increase vs the previous year. As an importer, DIETA sources from 10 municipalities, or 2% of the chicken production municipalities. The main destination of the chicken imported by DIETA is RUSSIAN FEDERATION, accounting for 100% of the total.

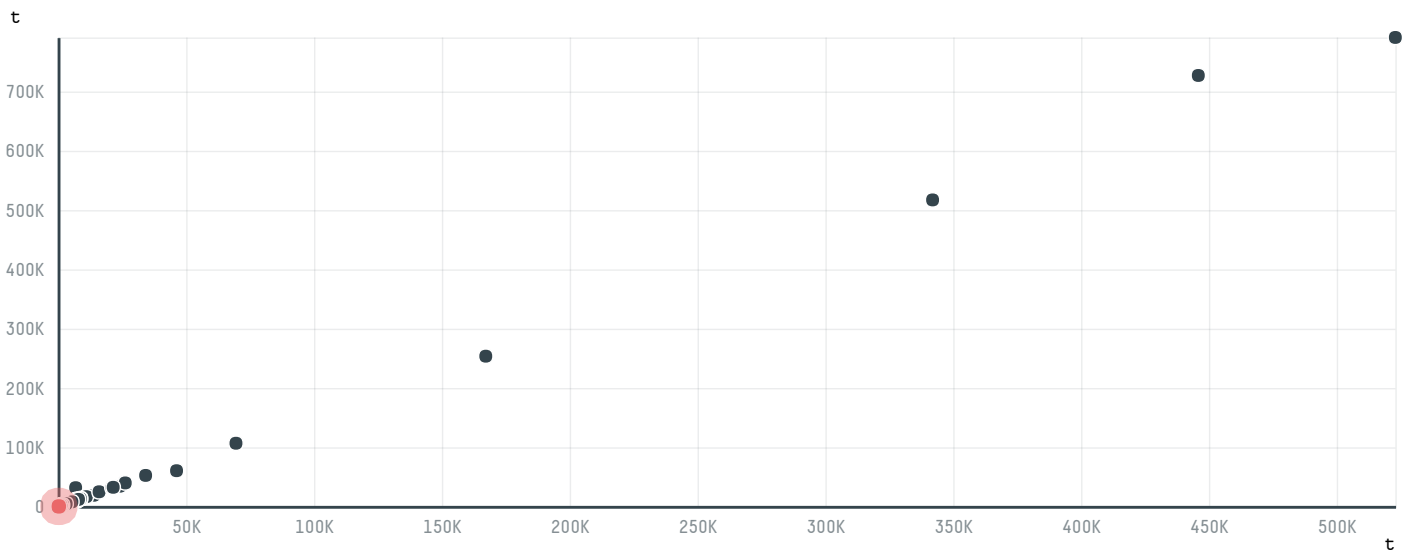
TOP DESTINATION COUNTRIES OF CHICKEN IMPORTED BY DIETA:

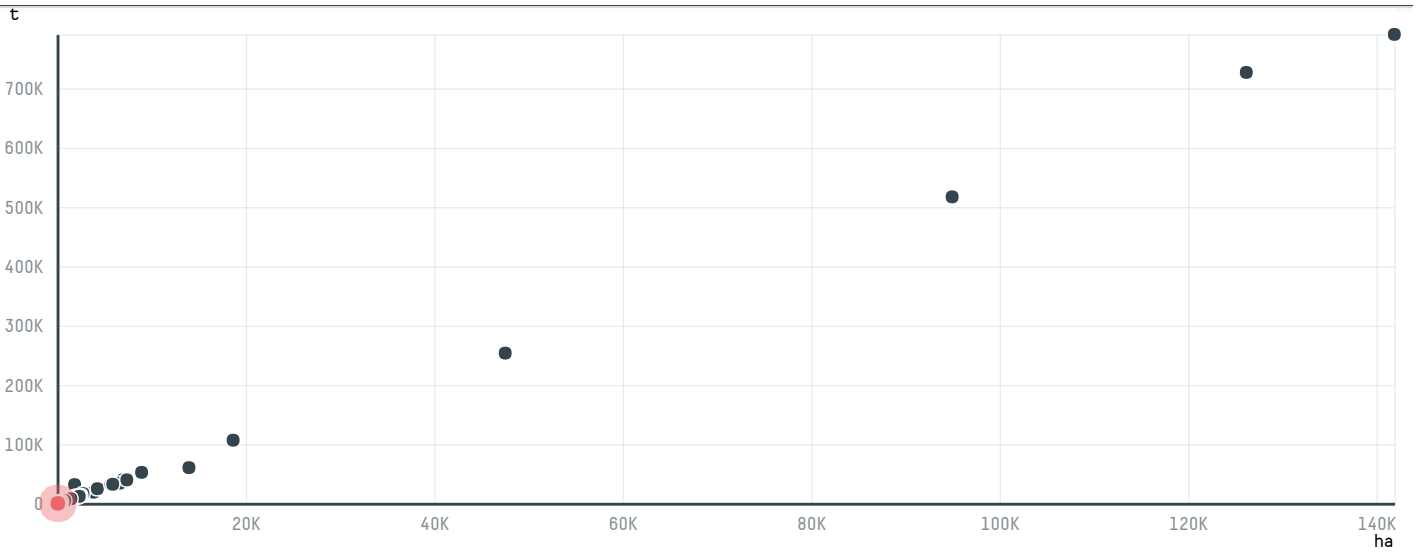


BIOME	SOY DEFORESTATION RISK FOR FEED	CO2 EMISSIONS RISK FROM SOY DEFORESTATION FOR FEED
MATA ATLANTICA	0ha	2.6t CO2
CERRADO	0ha	2.7t CO2

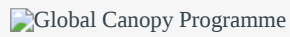
MUNICIPALITY	SOY DEFORESTATION RISK FOR FEED	CO2 EMISSIONS RISK FROM SOY DEFORESTATION FOR FEED
XANXERE	0ha	0.2t CO2
JAGUAPITA	0ha	0.8t CO2
SIDROLANDIA	0ha	2.7t CO2
GARIBALDI	0ha	0t CO2
RIO DAS ANTAS	0ha	1.4t CO2
OURO VERDE	0ha	0.1t CO2
BENTO GONCALVES	0ha	0.1t CO2
DOURADOS	0ha	0t CO2
CORONEL PILAR	0ha	0t CO2

COMPARING COMPANIES IMPORTING CHICKEN FROM BRAZIL IN 2017

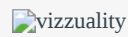




Trase is a partnership between



In collaboration with



and many other organizations and individuals.

Donors



[Terms of Use](#) · [Privacy policy](#) · [Cookie policy](#) · [Contact us](#)