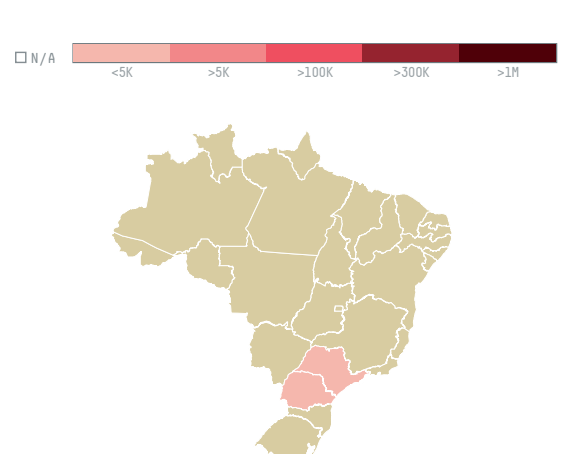
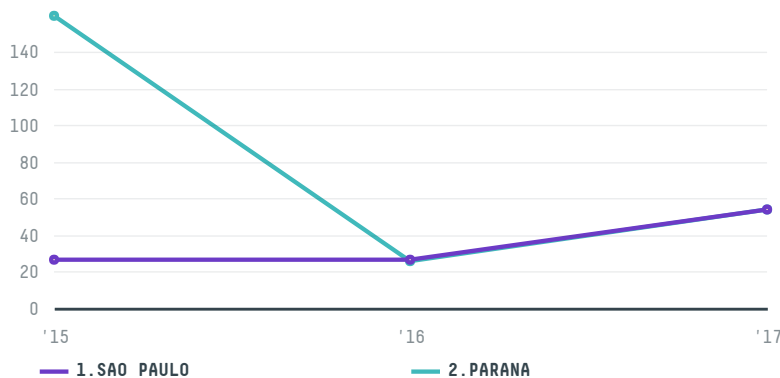
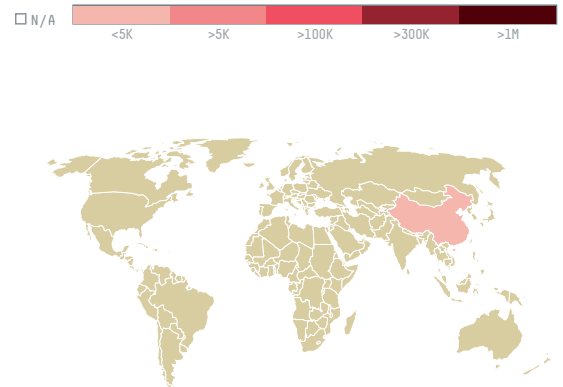
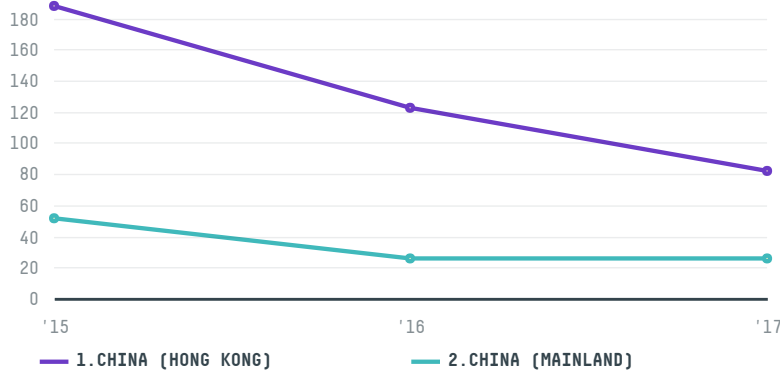


MID-CHAIN (HK) LTD

ACTIVITY: **Importer** COMMODITY: **Chicken** COUNTRY: **Brazil** YEAR: **2017**

MID-CHAIN (HK) LTD was the 914th largest importer of chicken from BRAZIL in 2017, accounting for 108 tons. This is a 27% decrease vs the previous year. As an importer, MID-CHAIN (HK) LTD sources from 3 municipalities, or 1% of the chicken production municipalities. The main destination of the chicken imported by MID-CHAIN (HK) LTD is CHINA (HONG KONG), accounting for 76% of the total.

TOP DESTINATION COUNTRIES OF CHICKEN IMPORTED BY MID-CHAIN (HK) LTD:

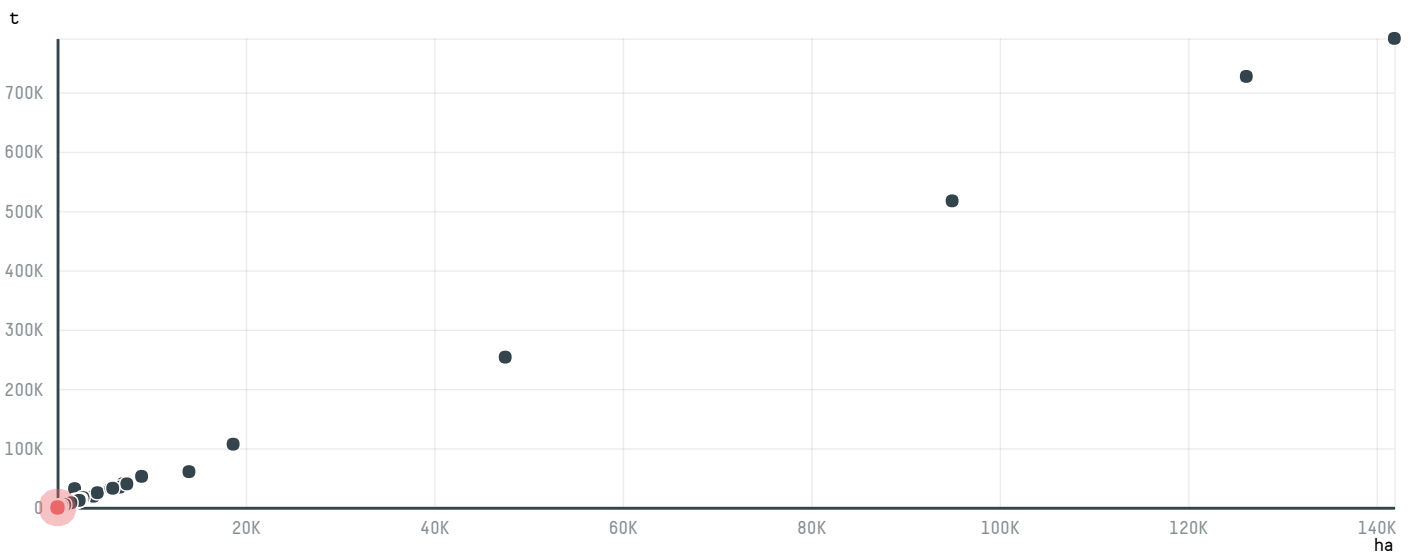
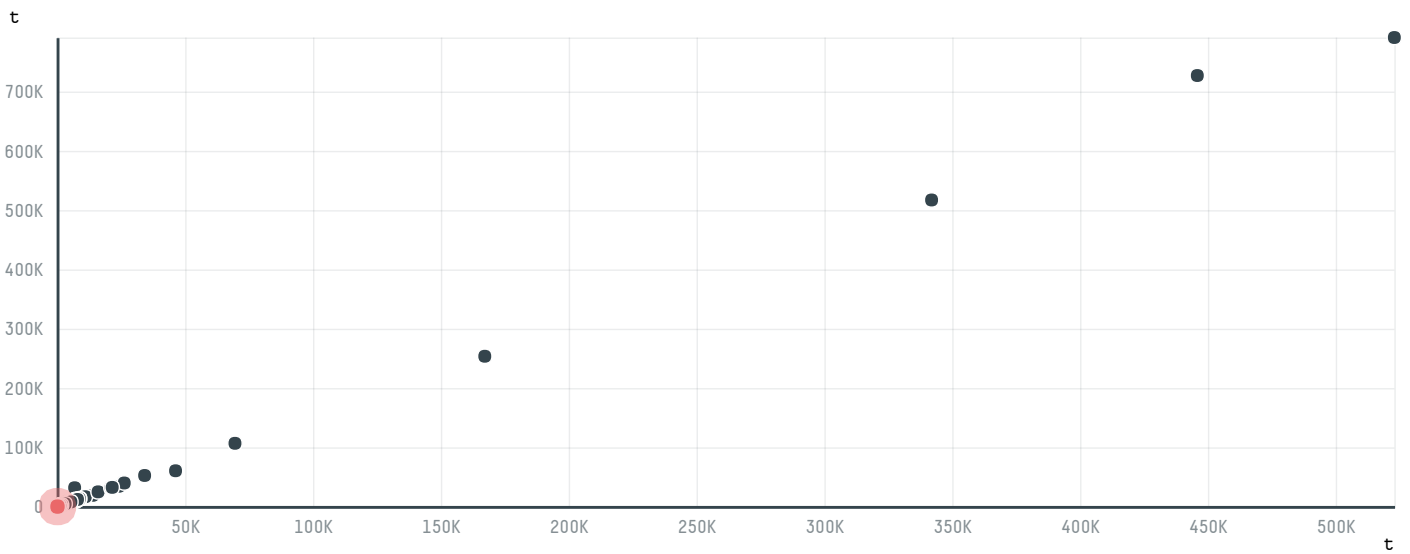


CERRADO	0 ha	0 t CO2
---------	------	---------

MATA ATLANTICA	0 ha	0 t CO2
----------------	------	---------

MUNICIPALITY	SOY DEFORESTATION RISK FOR FEED	CO2 EMISSIONS RISK FROM SOY DEFORESTATION FOR FEED
VOTUPORANGA	0 ha	0 t CO2
NOVA SANTA ROSA	0 ha	0 t CO2
CASCADEL	0 ha	0 t CO2

COMPARING COMPANIES IMPORTING CHICKEN FROM BRAZIL IN 2017



Trase is a partnership between

This website uses cookies to provide you with an improved user experience. By continuing to browse this site, you consent to the use of cookies and similar technologies. Please visit our [privacy policy](#) for further details.

I understand

In close collaboration with many others.

[Click for more information about our partners and funders.](#)

Home

Resources

About

Supply Chains

Data Tools

Profiles

Logistics Maps

Downloads

Finance

Explore

Search

Watchlists

Methodology

FAQs

Insights

Yearbook

Collections

Publications

Sign up for our Newsletter

Enter your email...



[twitter link](#) [linkedin link](#)

[Terms of use](#) • [Privacy policy](#) • [Cookie policy](#)

[Gordon and Betty Moore Foundation](#)

[Norway's International Climate and Forest Initiative \(NICFI\)](#)

[Good growth partnership](#)