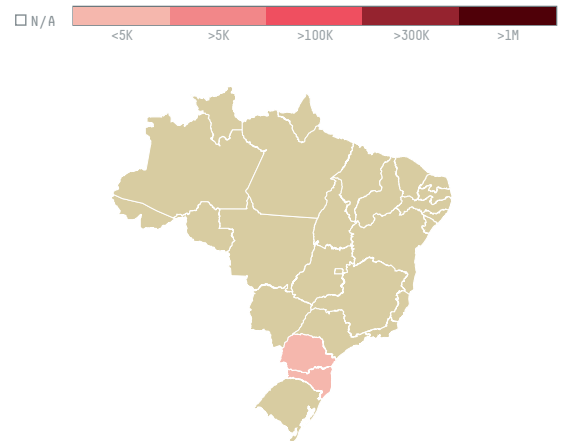
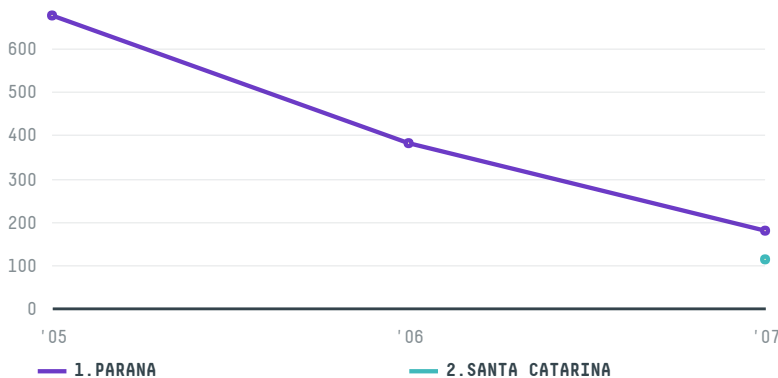
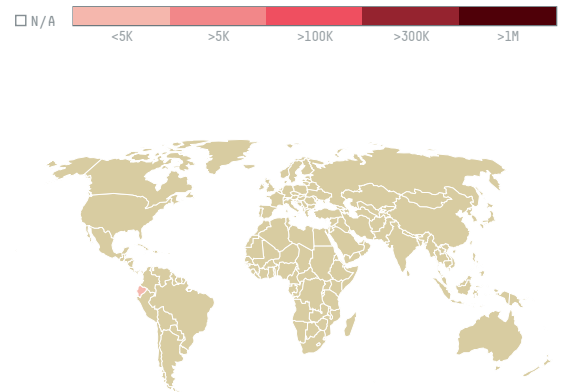
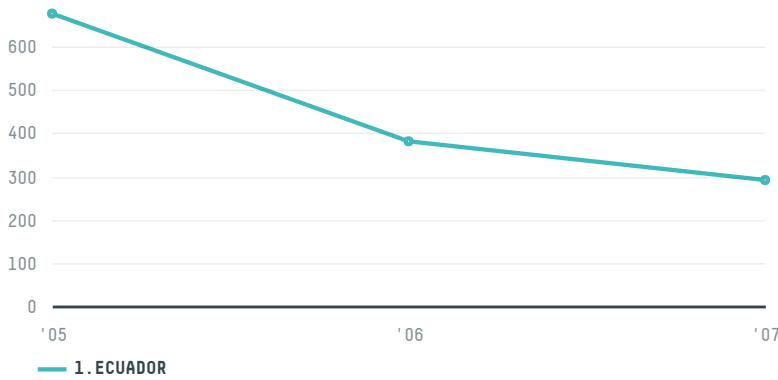


EXPALSA

ACTIVITY: **Importer**
 COMMODITY: **Soy**
 COUNTRY: **Brazil**
 YEAR: **2007**

EXPALSA was the 93rd largest importer of soy from BRAZIL in 2007, accounting for 293 tons. This is a 23% decrease vs the previous year. As an importer, EXPALSA sources from 5 municipalities, or 0% of the soy production municipalities. The main destination of the soy imported by EXPALSA is ECUADOR, accounting for 100% of the total.

TOP DESTINATION COUNTRIES OF SOY IMPORTED BY EXPALSA:



MATA ATLANTICA

N/A

Total

N/A

MUNICIPALITY

SOY DEFORESTATION RISK

SAO LOURENCO DO OESTE

N/A

TUPASSI

N/A

CAMPO LARGO

N/A

CAPANEMA

N/A

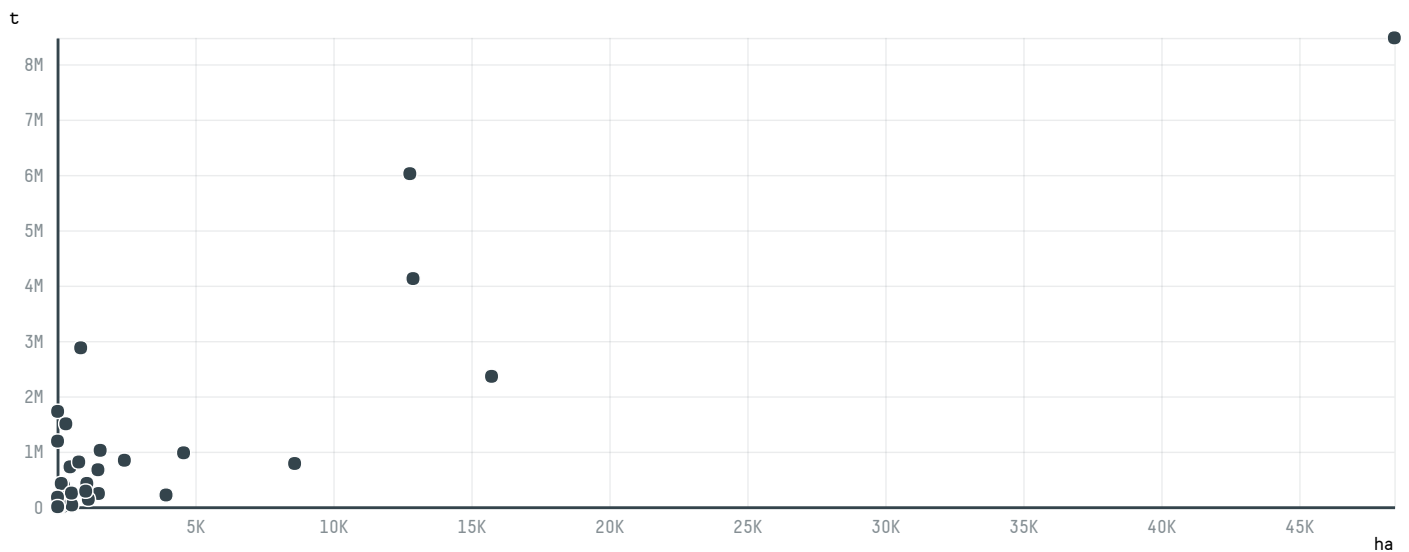
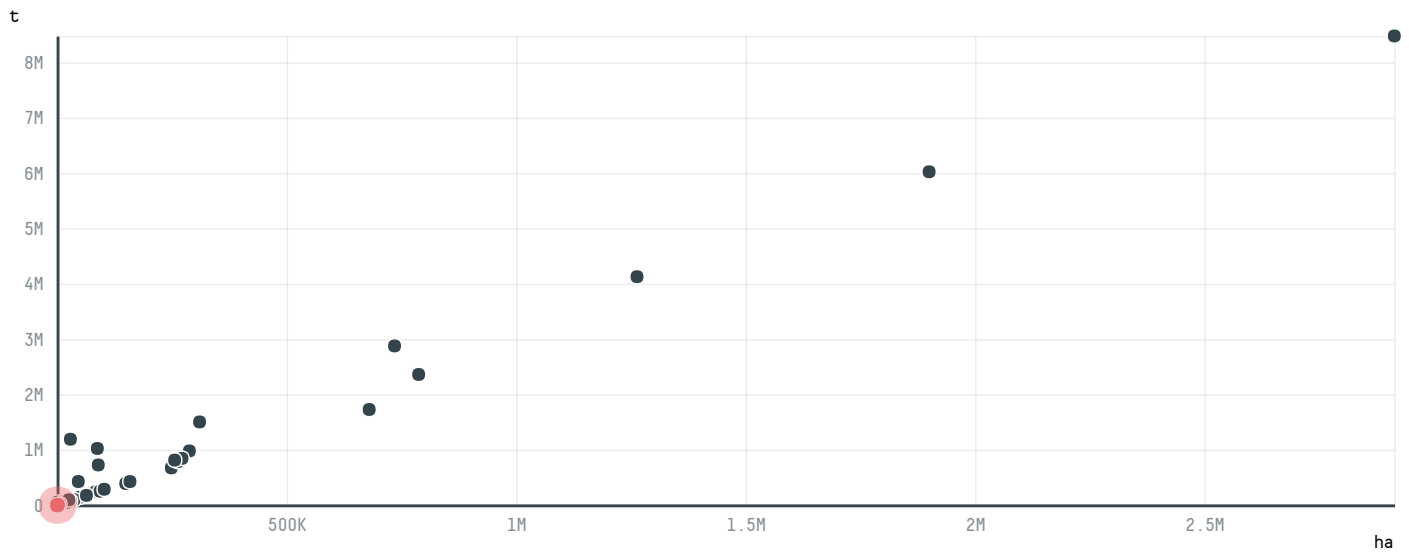
NOVO HORIZONTE

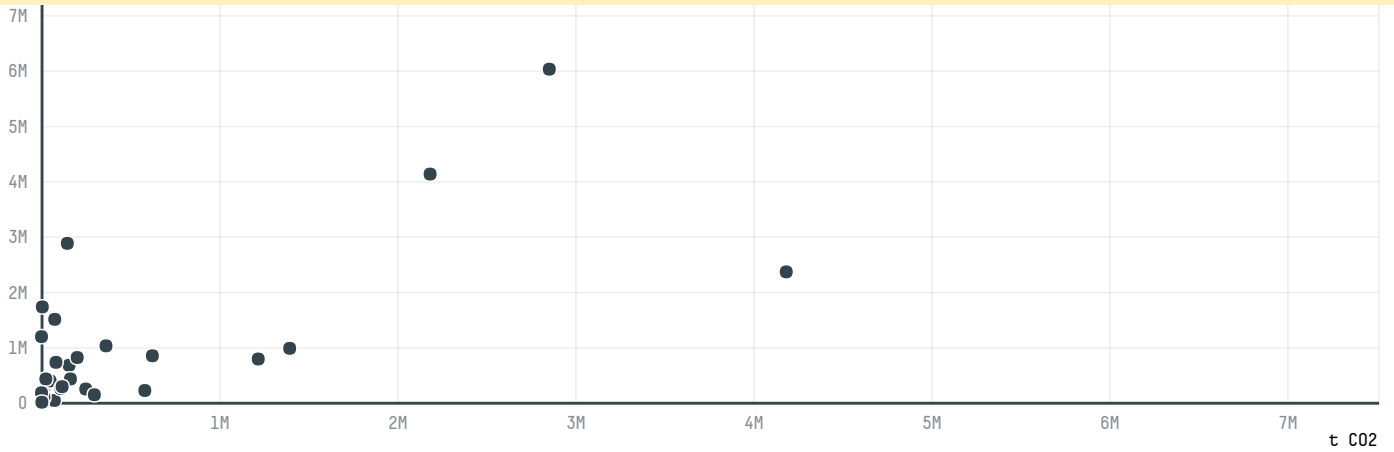
N/A

Total

N/A

COMPARING COMPANIES IMPORTING SOY FROM BRAZIL IN 2007





Trase is a partnership between



In close collaboration with many others.

[Click for more information about our partners and funders.](#)

- Home**
 - Supply Chains**
 - Finance**
 - Insights**
- Resources
 - Data Tools
 - Explore
 - Yearbook
 - About
 - Profiles
 - Search
 - Collections
 - Logistics Maps
 - Watchlists
 - Publications
 - Downloads
 - Methodology
 - FAQs

Sign up for our Newsletter

[twitter link](#) [linkedin link](#)

[Terms of use](#) • [Privacy policy](#) • [Cookie policy](#)

[Gordon and Betty Moore Foundation](#)

[Norway's International Climate and Forest Initiative \(NICFI\)](#)

[Good growth partnership](#)

