

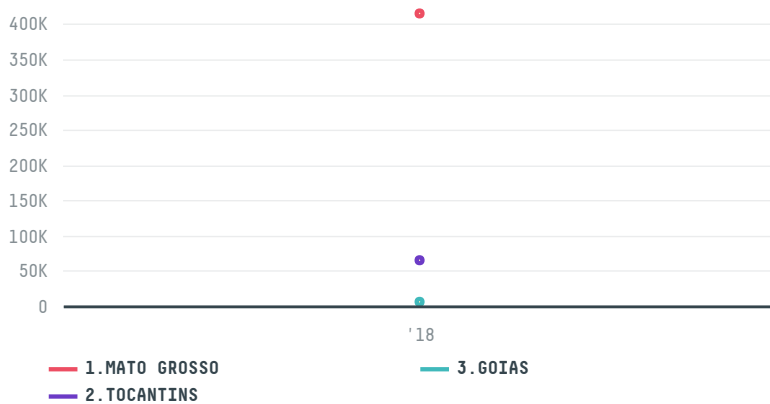
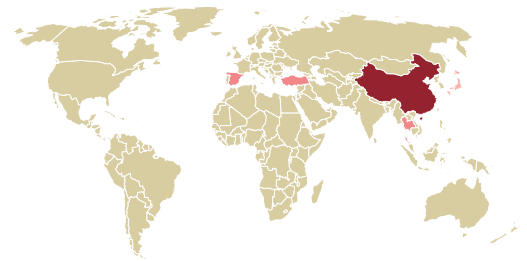
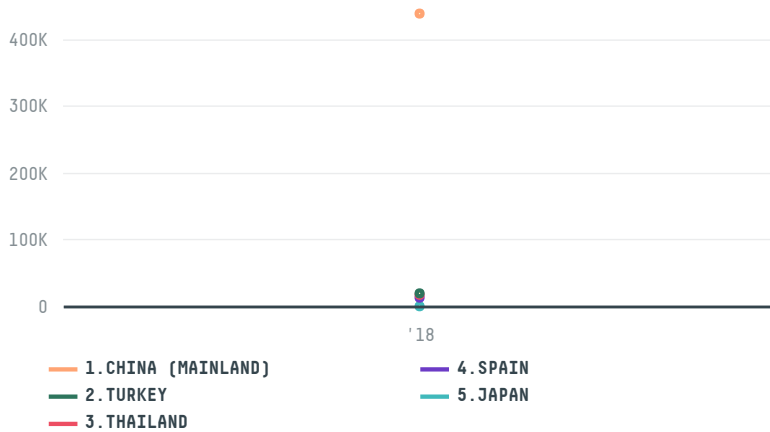
# trase

## CHS EUROPE S`RL

ACTIVITY: **Importer**  
COMMODITY: **Soy**  
COUNTRY: **Brazil**  
YEAR: **2018**

CHS EUROPE S`RL was the 19th largest importer of soy from BRAZIL in 2018, accounting for 488 thousand tons. As an importer, CHS EUROPE S`RL sources from 6 municipalities, or 0% of the soy production municipalities. The main destination of the soy imported by CHS EUROPE S`RL is CHINA (MAINLAND), accounting for 90% of the total.

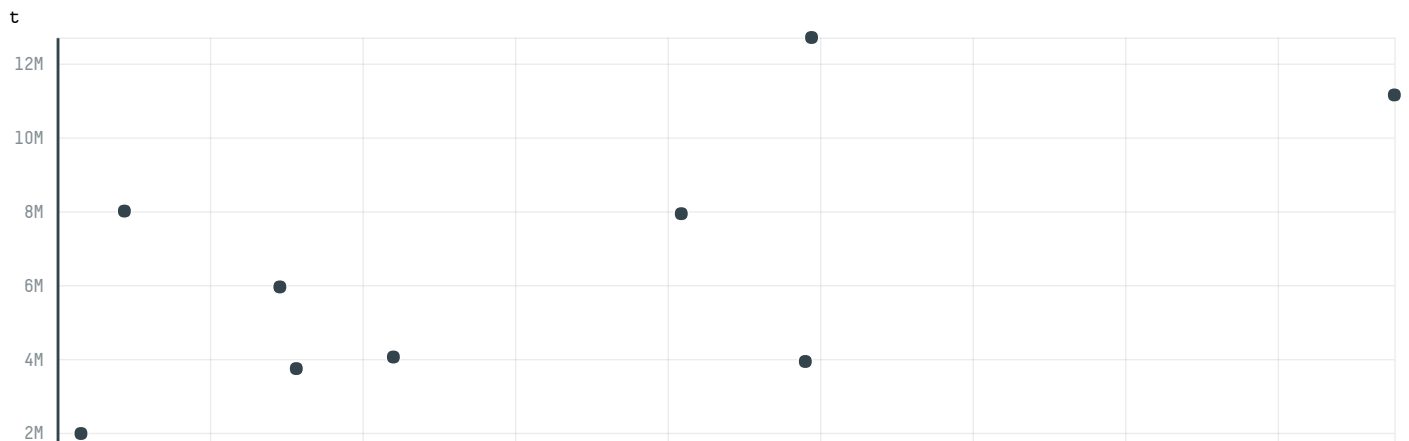
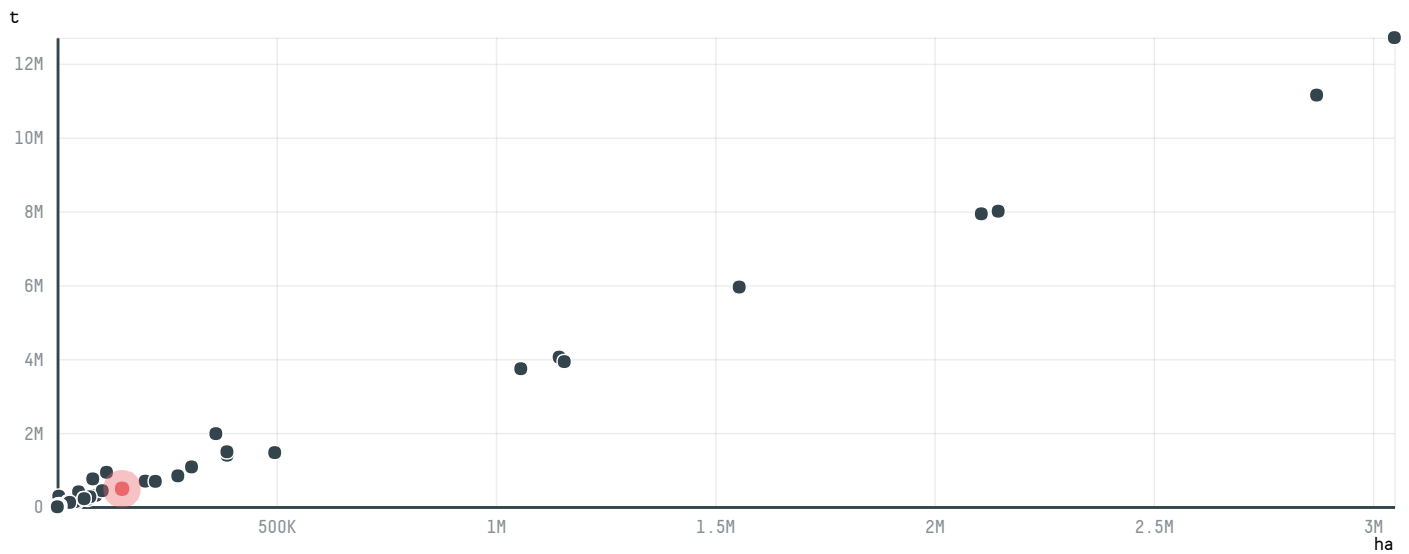
### TOP DESTINATION COUNTRIES OF SOY IMPORTED BY CHS EUROPE S`RL:

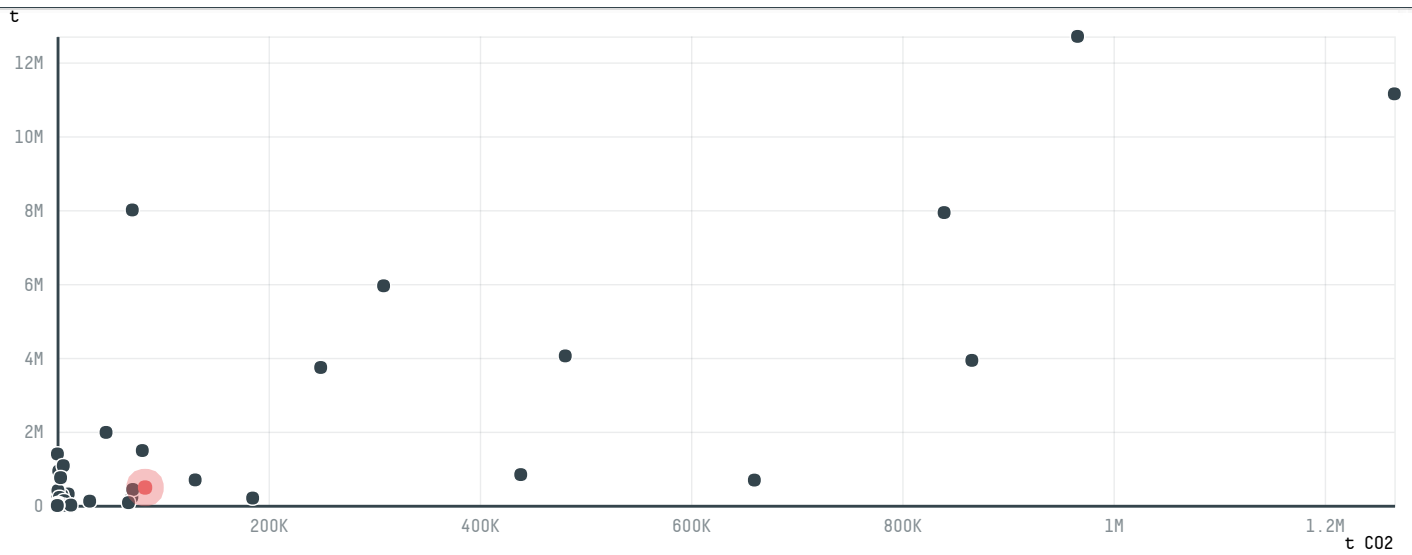


BIOME	SOY DEFORESTATION RISK
CERRADO	428.1ha
AMAZONIA	35ha
Total	463.1

MUNICIPALITY	SOY DEFORESTATION RISK
RIBEIRAO CASCALHEIRA	117.6ha
CANARANA	35ha
ALVORADA	300.9ha
SORRISO	6.5ha
RIO VERDE	0.7ha
PALESTINA DE GOIAS	2.3ha
Total	463.1

#### COMPARING COMPANIES IMPORTING SOY FROM BRAZIL IN 2018





Trase is a partnership between

 Stockholm Environment Institute

 Global Canopy Programme

In collaboration with

 vizzuality

 The European Forest Institute

and many other organizations and individuals.

Donors

 The Global Environment Facility

 WWF

 Europe

 Gordon and Betty Moore Foundation

 The Nature Conservancy

 Department for International Development

 Formas

 Norway's International Climate and Forest Initiative (NICFI)

[Terms of Use](#) · [Privacy policy](#) · [Cookie policy](#) · [Contact us](#)

