



# trase

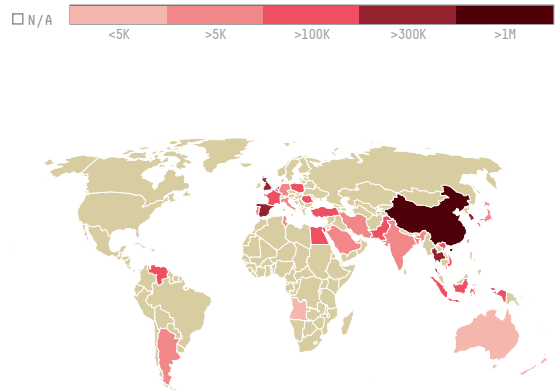
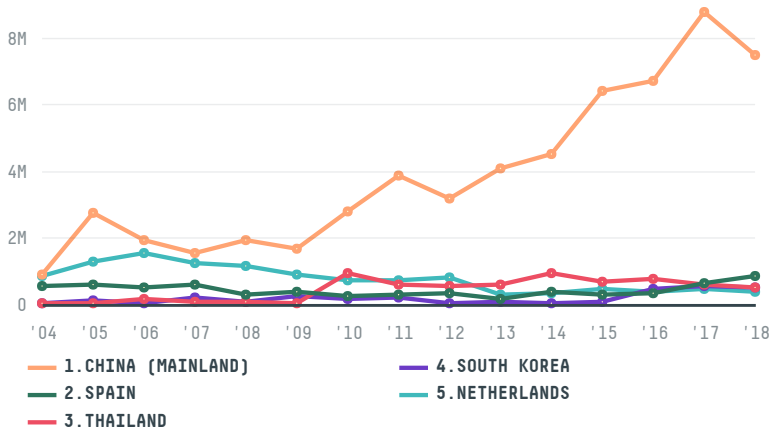
## CARGILL AGRICOLA SA

ACTIVITY: **Importer**    COMMODITY: **Soy**    COUNTRY: **Brazil**    YEAR: **2018**

FOREST 500 SCORE: ●●○○○    ZERO DEFORESTATION COMMITMENT (EXPORTER):  **COMPANY COMMITMENT & SOY MORATORIUM**

CARGILL AGRICOLA SA was the largest importer of soy from BRAZIL in 2018, accounting for 12.7 million tons. This is a 6% decrease vs the previous year. As an importer, CARGILL AGRICOLA SA sources from 205 municipalities, or 9% of the soy production municipalities. The main destination of the soy imported by CARGILL AGRICOLA SA is CHINA (MAINLAND), accounting for 59% of the total.

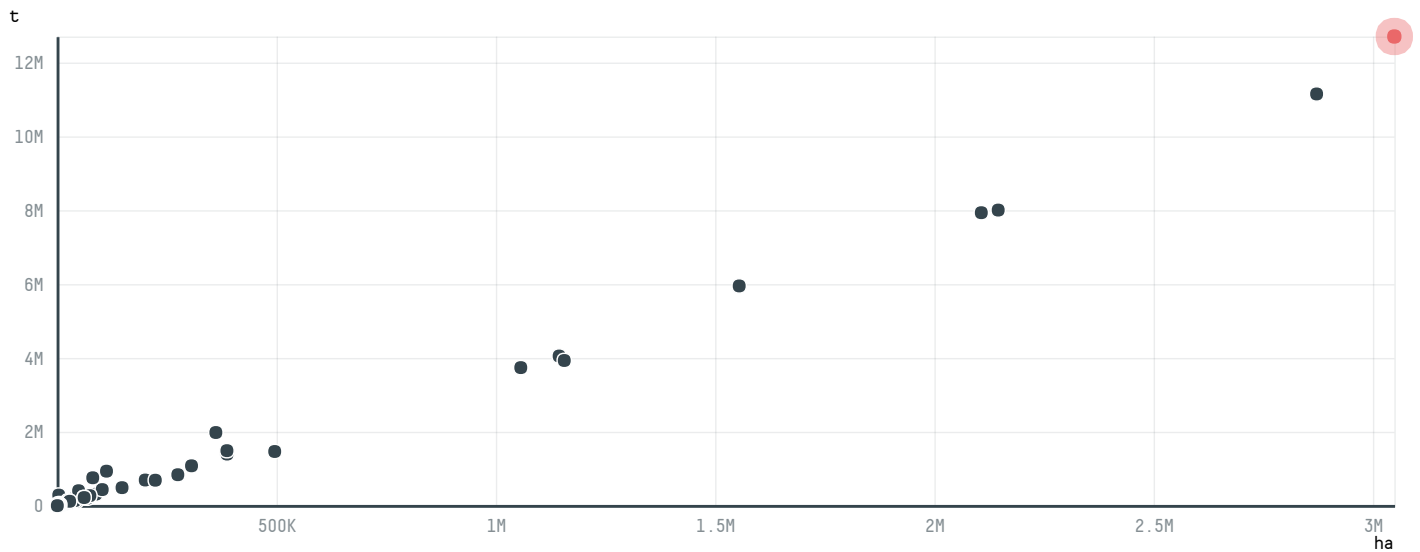
### TOP DESTINATION COUNTRIES OF SOY IMPORTED BY CARGILL AGRICOLA SA:

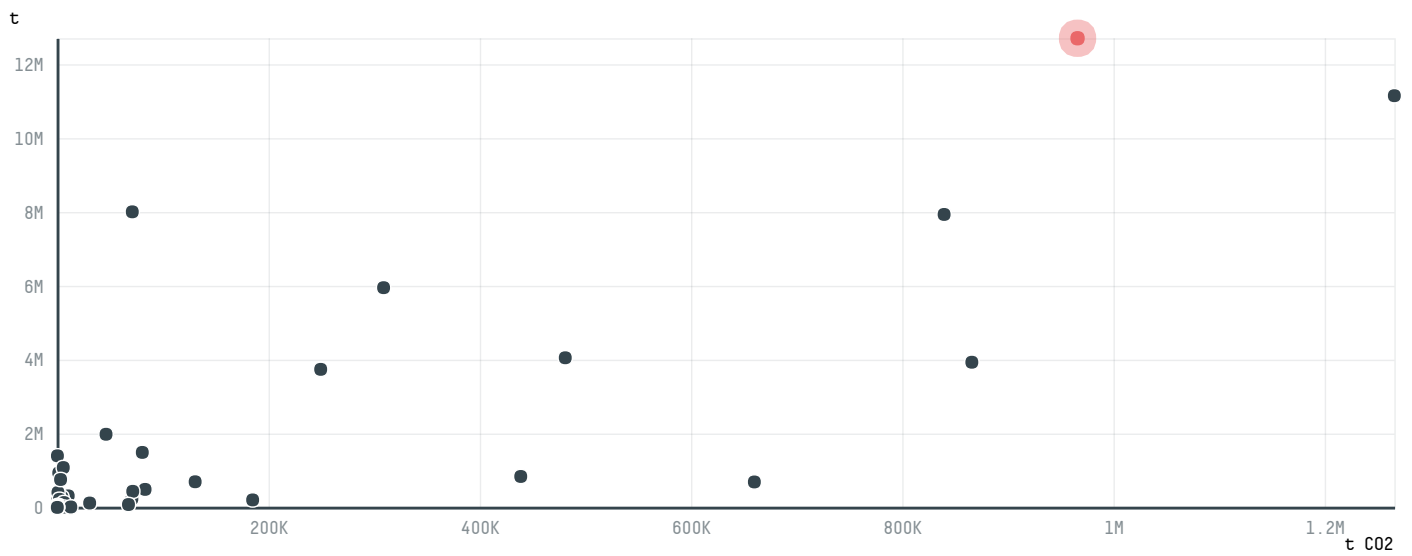
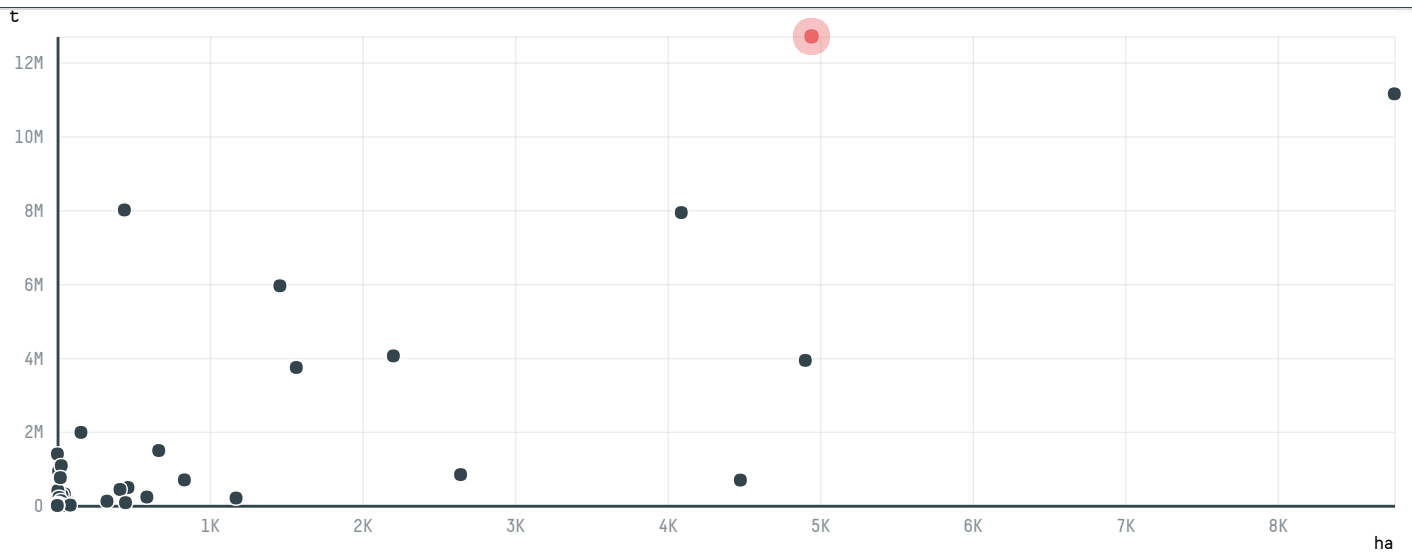


BIOME	SOY DEFORESTATION RISK
CERRADO	4,236.5ha
MATA ATLANTICA	77.9ha
AMAZONIA	629.9ha
CAATINGA	N/A
Total	4,944.3

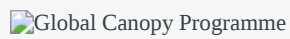
MUNICIPALITY	SOY DEFORESTATION RISK
MARACAJU	57.6ha
SIDROLANDIA	54.9ha
GAUCHA DO NORTE	216.8ha
AGUA BOA	239.8ha
SAO GABRIEL DO OESTE	16.8ha
TIBAGI	48.9ha
DOURADOS	28.7ha
MINEIROS	98.8ha
JABORANDI	1,283.6ha
BOM JESUS DO ARAGUAIA	2.5ha
Total	2,048.3

#### COMPARING COMPANIES IMPORTING SOY FROM BRAZIL IN 2018





Trase is a partnership between



In collaboration with



and many other organizations and individuals.

Donors



[Terms of Use](#) · [Privacy policy](#) · [Cookie policy](#) · [Contact us](#)

This website uses cookies to provide you with an improved user experience. By continuing to browse this site, you consent to the use of cookies and similar technologies. Please visit our [privacy policy](#) for further details.

I AGREE

