



# POMI FRUTAS

ACTIVITY	COMMODITY	COUNTRY	YEAR
Exporter group	Soy	Brazil	2013

POMI FRUTAS was the 304th largest exporter of soy from BRAZIL in 2013, accounting for 171 tons. This is a 67% decrease vs the previous year. As an exporter, POMI FRUTAS sources from 1 municipalities, or 100% of the soy production municipalities.

The cu  
because

## Recent updates to "Deforestation Exposure"

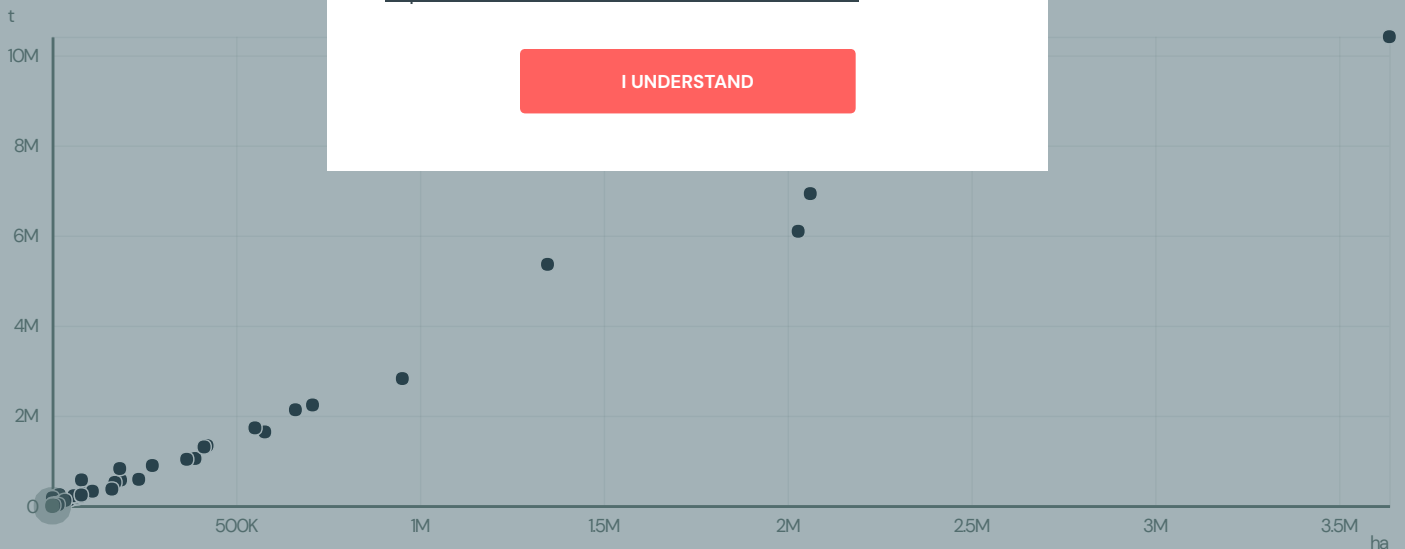
On 10 November 2022, the term 'deforestation risk' was replaced with 'deforestation exposure' as a measure of the exposure of supply chain actors to deforestation from commodity production based on sourcing patterns.

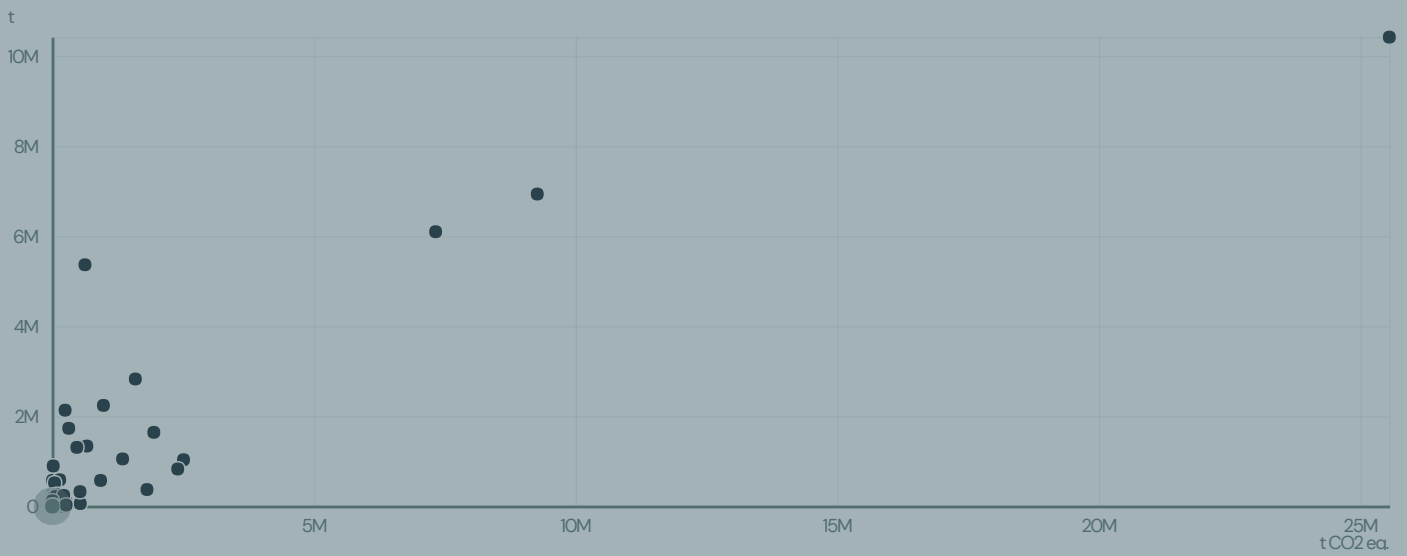
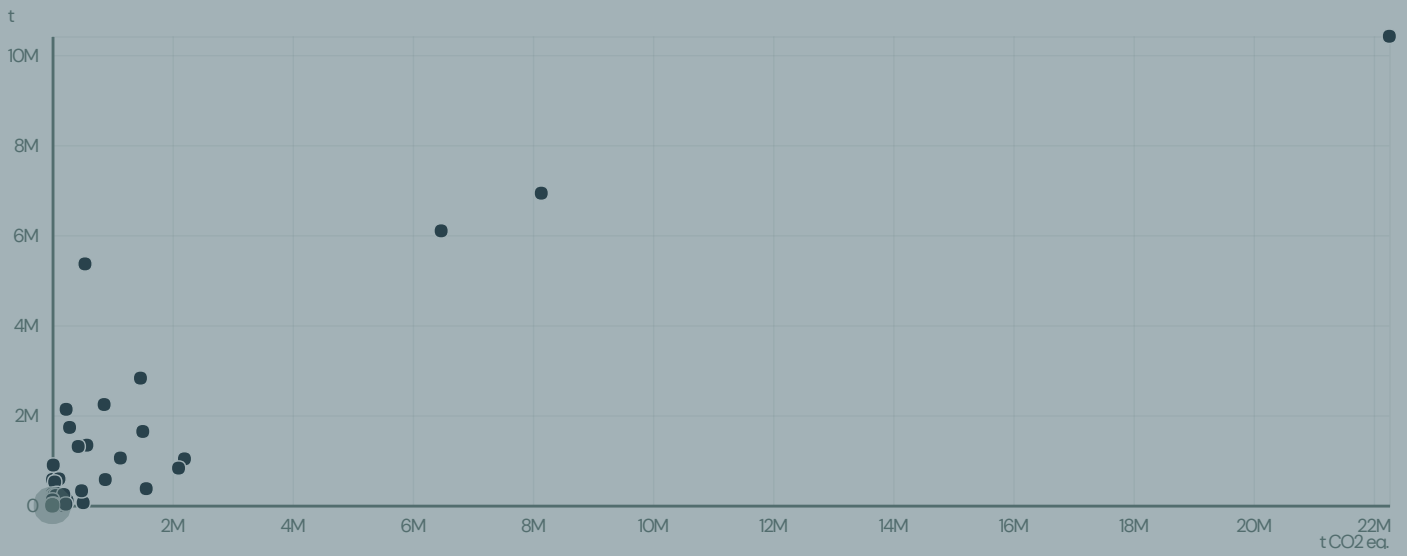
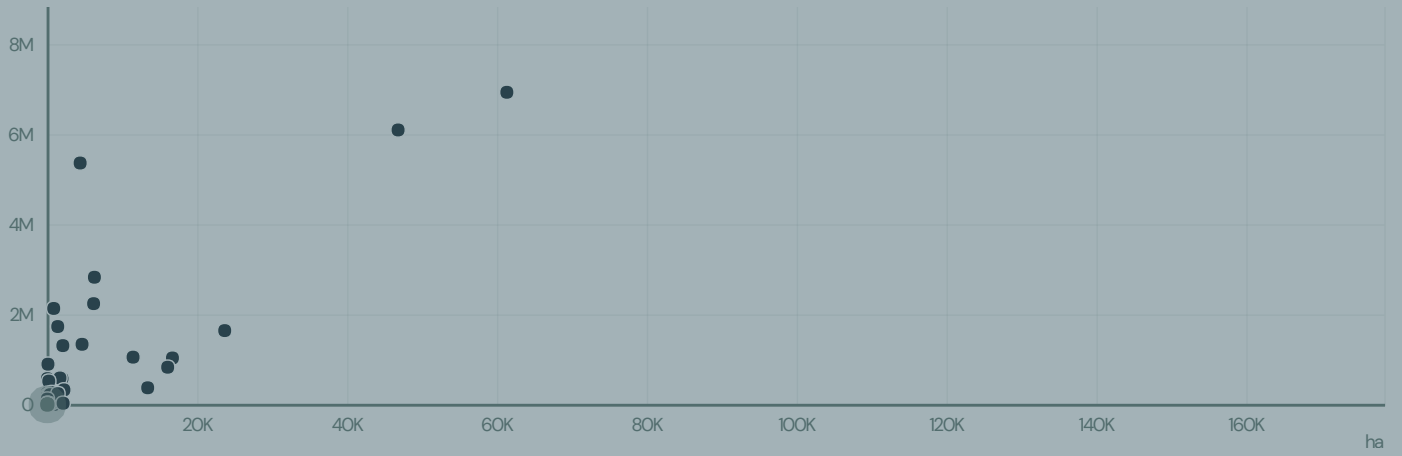
Improvements in how commodity deforestation exposure is calculated were made on 7 December 2022. Numbers accessed before that date will differ from those accessed after.

For more information, see [Commodity deforestation exposure and carbon emissions assessment](#).

I UNDERSTAND

## Comparing companies exportin





Trase is a partnership between



This website uses cookies to provide you with an improved user experience. By continuing to browse this site, you consent to the use of cookies and similar technologies. Please visit our [privacy policy](#) for further details.

I understand

## Home

Resources

About

Contact us

## Supply Chains

Data Tools

Profiles

Logistics Maps

Downloads

## Finance

Explore

Search

Watchlists

Methodology

FAQs

## Insights

Yearbook

Collections

Publications

### Sign up for our Newsletter



[twitter link](#) [linkedin link](#) [contact mail](#)

[Terms of use](#) • [Privacy policy](#) • [Cookie policy](#)

[Gordon and Betty Moore Foundation](#)

[Norway's International Climate and Forest Initiative \(NICFI\)](#)

[Quadrature Climate Foundation partnership](#)