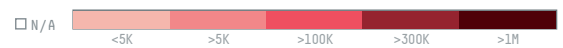
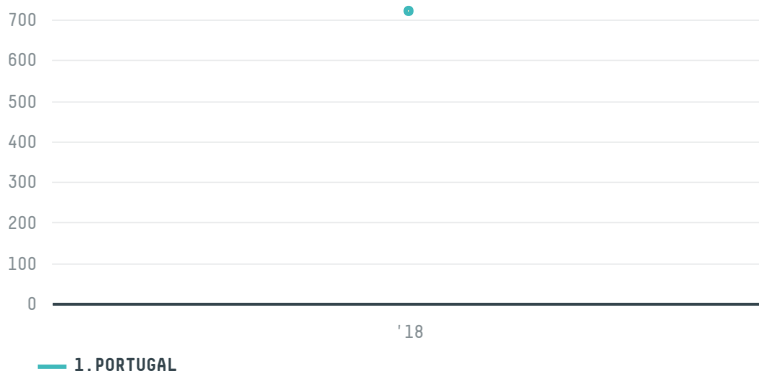


CLAMPER INDUSTRIA E COMERCIO S.A

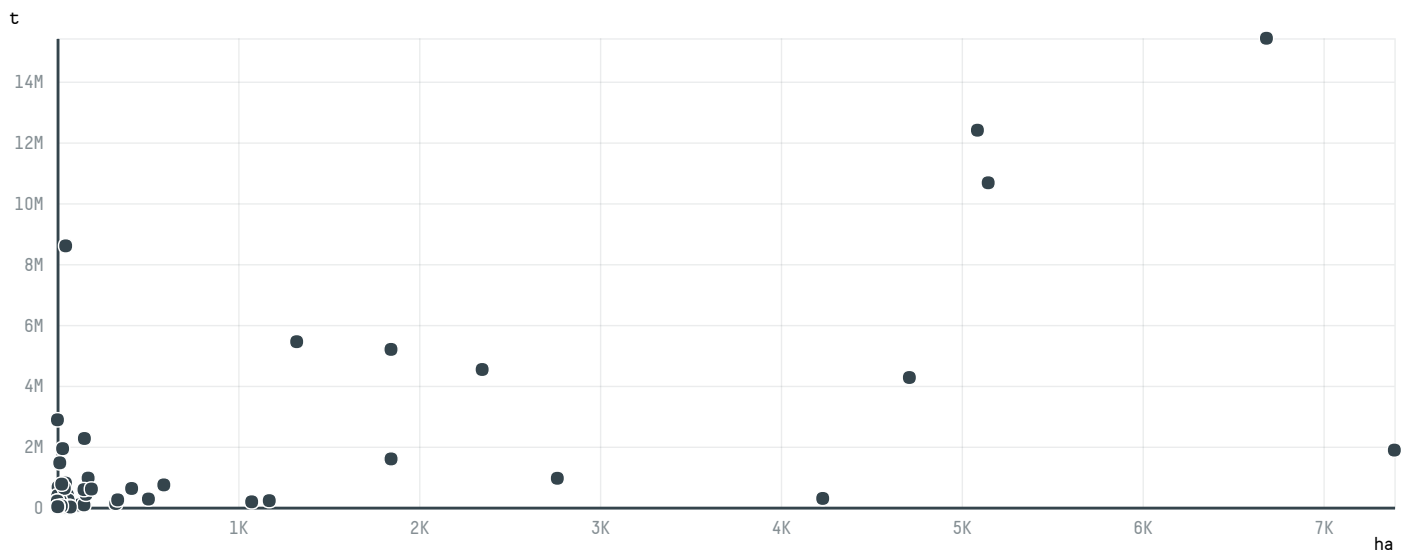
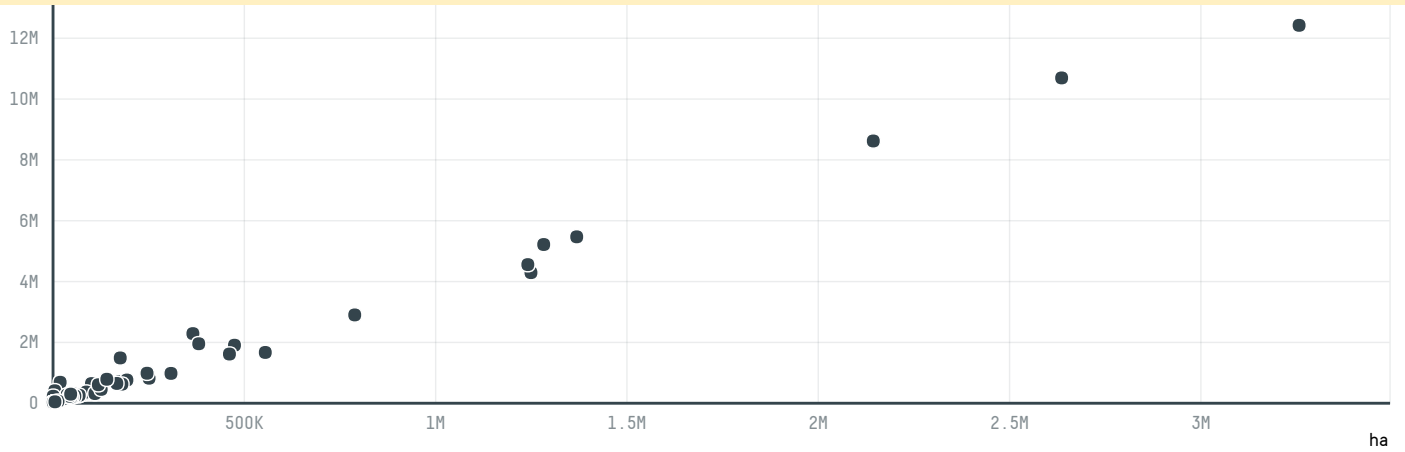
ACTIVITY: **Exporter** COMMODITY: **Soy** COUNTRY: **Brazil** YEAR: **2018**

CLAMPER INDUSTRIA E COMERCIO S.A was the 257th largest exporter of soy from BRAZIL in 2018, accounting for 721 tons. As an exporter, CLAMPER INDUSTRIA E COMERCIO S.A sources from 1 municipalities, or 0% of the soy production municipalities. The main destination of the soy exported by CLAMPER INDUSTRIA E COMERCIO S.A is PORTUGAL, accounting for 100% of the total.


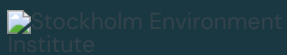
TOP DESTINATION COUNTRIES OF SOY EXPORTED BY CLAMPER INDUSTRIA E COMERCIO S.A:



COMPARING COMPANIES EXPORTING SOY FROM BRAZIL IN 2018



Trase is a partnership between



In close collaboration with many others.

[Click for more information about our partners and funders..](#)

Home

Resources

About

Supply Chains

Data Tools

Profiles

Logistics Maps

Downloads

Finance

Explore

Search

Watchlists

Methodology

FAQs

Insights

Yearbook

Collections

Publications

Sign up for our Newsletter


This website uses cookies to provide you with an improved user experience. By continuing to browse this site, you consent to the use of cookies and similar technologies. Please visit our [privacy policy](#) for further details.

I understand

[Terms of use](#) [Privacy policy](#) [Cookie policy](#)

 Gordon and Betty Moore Foundation

 Norway's International Climate and Forest Initiative (NICFI)

 Good growth partnership