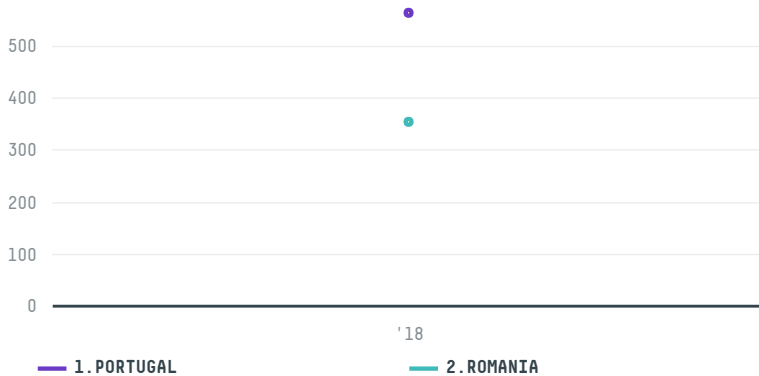


# PLASCONY INDUSTRIA DE PLASTICOS LTDA

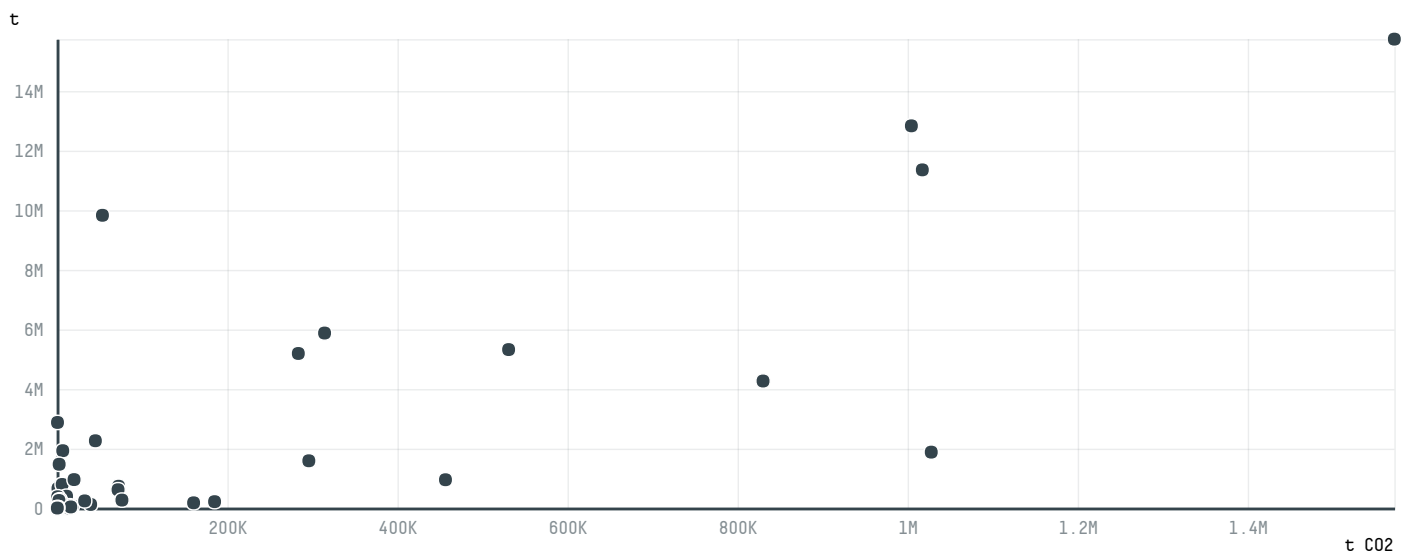
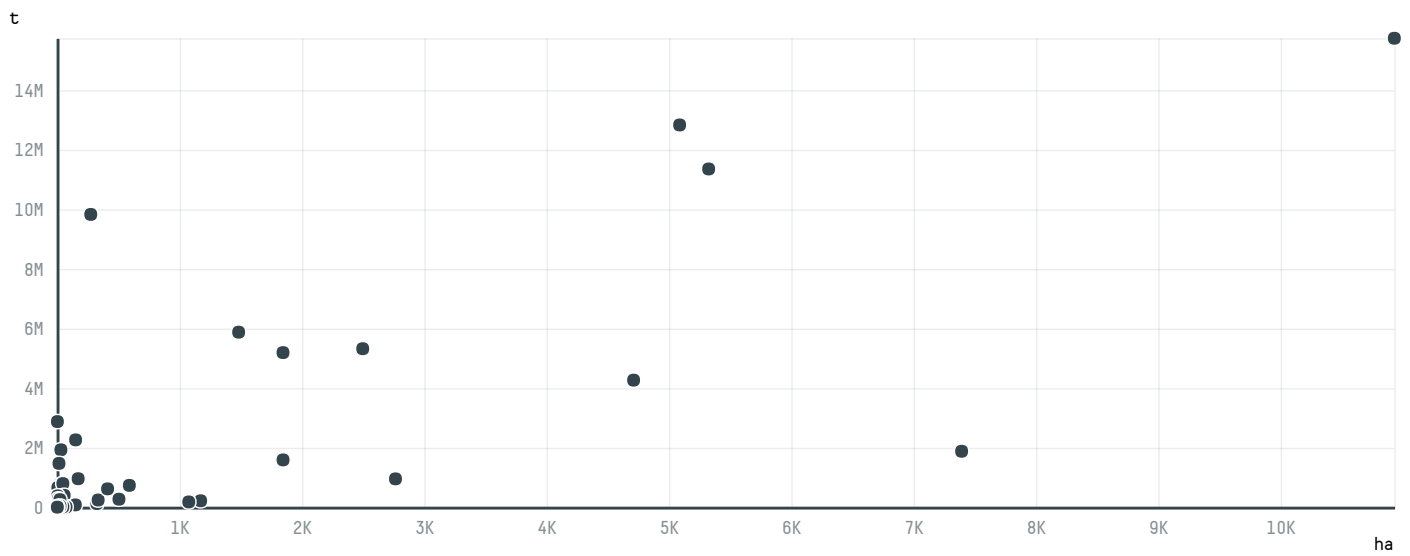
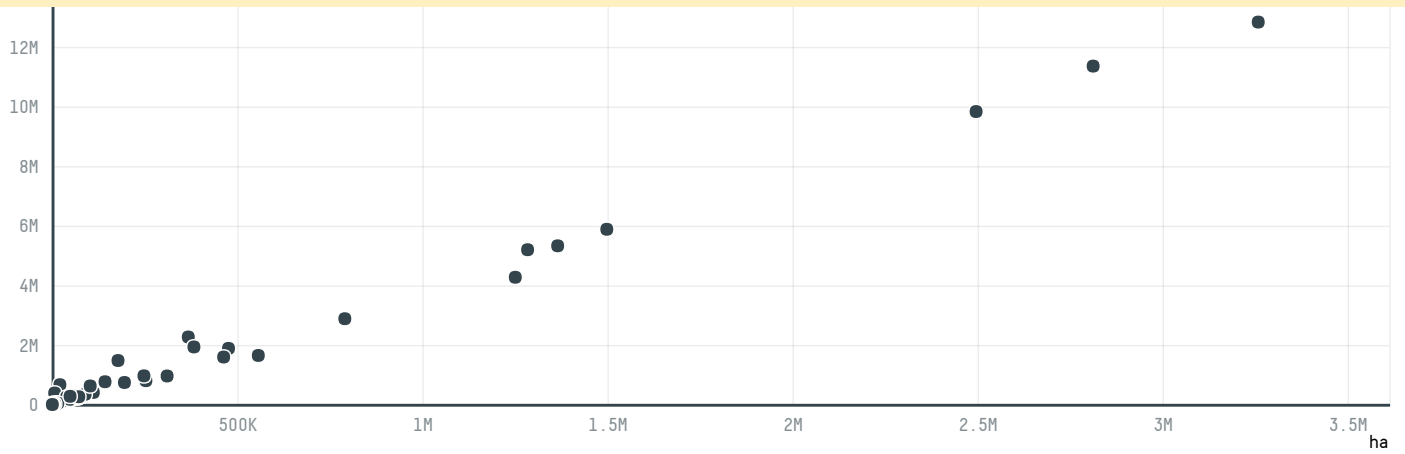
ACTIVITY: **Exporter group**    COMMODITY: **Soy**    COUNTRY: **Brazil**    YEAR: **2018**

PLASCONY INDUSTRIA DE PLASTICOS LTDA was the 232nd largest exporter of soy from BRAZIL in 2018, accounting for 917 tons. As an exporter, PLASCONY INDUSTRIA DE PLASTICOS LTDA sources from 1 municipalities, or 0% of the soy production municipalities. The main destination of the soy exported by PLASCONY INDUSTRIA DE PLASTICOS LTDA is PORTUGAL, accounting for 61% of the total.

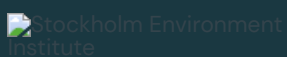
## TOP DESTINATION COUNTRIES OF SOY EXPORTED BY PLASCONY INDUSTRIA DE PLASTICOS LTDA:



## COMPARING COMPANIES EXPORTING SOY FROM BRAZIL IN 2018



Trase is a partnership between



This website uses cookies to provide you with an improved user experience. By continuing to browse this site, you consent to the use of cookies and similar technologies. Please visit our [privacy policy](#) for further details.

I understand

## Home

Resources

About

## Supply Chains

Data Tools

Profiles

Logistics Maps

Downloads

## Finance

Explore

Search

Watchlists

Methodology

FAQs

## Insights

Yearbook

Collections

Publications

### Sign up for our Newsletter

Enter your email...




 [twitter link](#)  [linkedin link](#)

[Terms of use](#) • [Privacy policy](#) • [Cookie policy](#)

 [Gordon and Betty Moore Foundation](#)

 [Norway's International Climate and Forest Initiative \(NICFI\)](#)

 [Good growth partnership](#)