



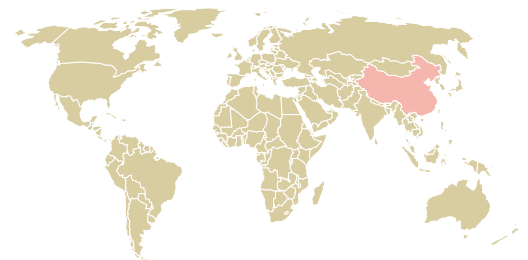
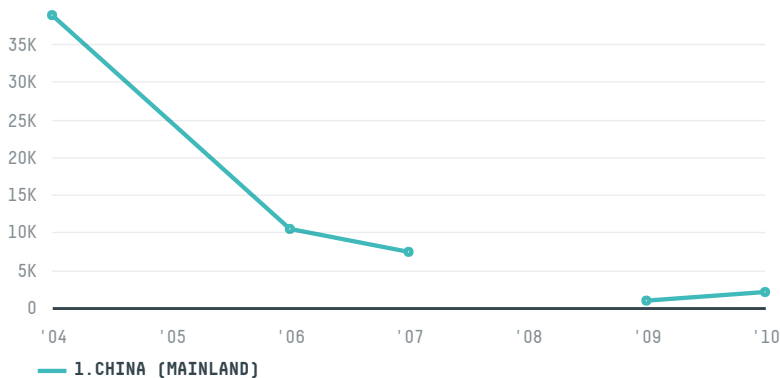
# trase

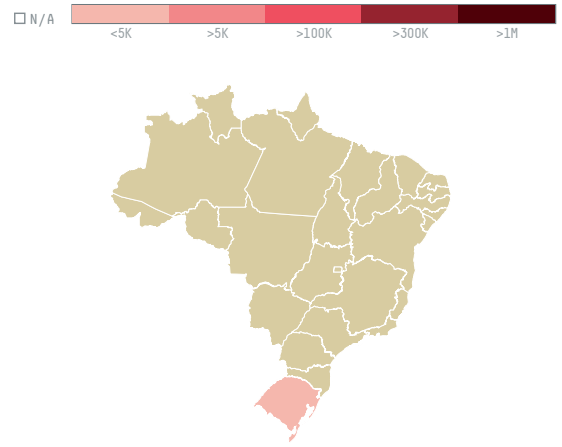
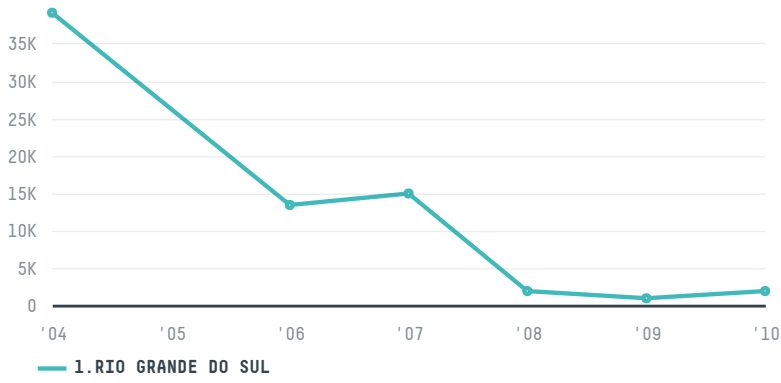
## COTRIJUI COOPERATIVA AGROPECUARIA & INDUSTRIAL

ACTIVITY: Exporter group  
COMMODITY: Soy  
COUNTRY: Brazil  
YEAR: 2010

COTRIJUI COOPERATIVA AGROPECUARIA & INDUSTRIAL was the 189th largest exporter of soy from BRAZIL in 2010, accounting for 2 thousand tons. This is a 100% increase vs the previous year. As an exporter, COTRIJUI COOPERATIVA AGROPECUARIA & INDUSTRIAL sources from 1 municipalities, or 0% of the soy production municipalities. The main destination of the soy exported by COTRIJUI COOPERATIVA AGROPECUARIA & INDUSTRIAL is CHINA (MAINLAND), accounting for 100% of the total.

### TOP DESTINATION COUNTRIES OF SOY EXPORTED BY COTRIJUI COOPERATIVA AGROPECUARIA & INDUSTRIAL:

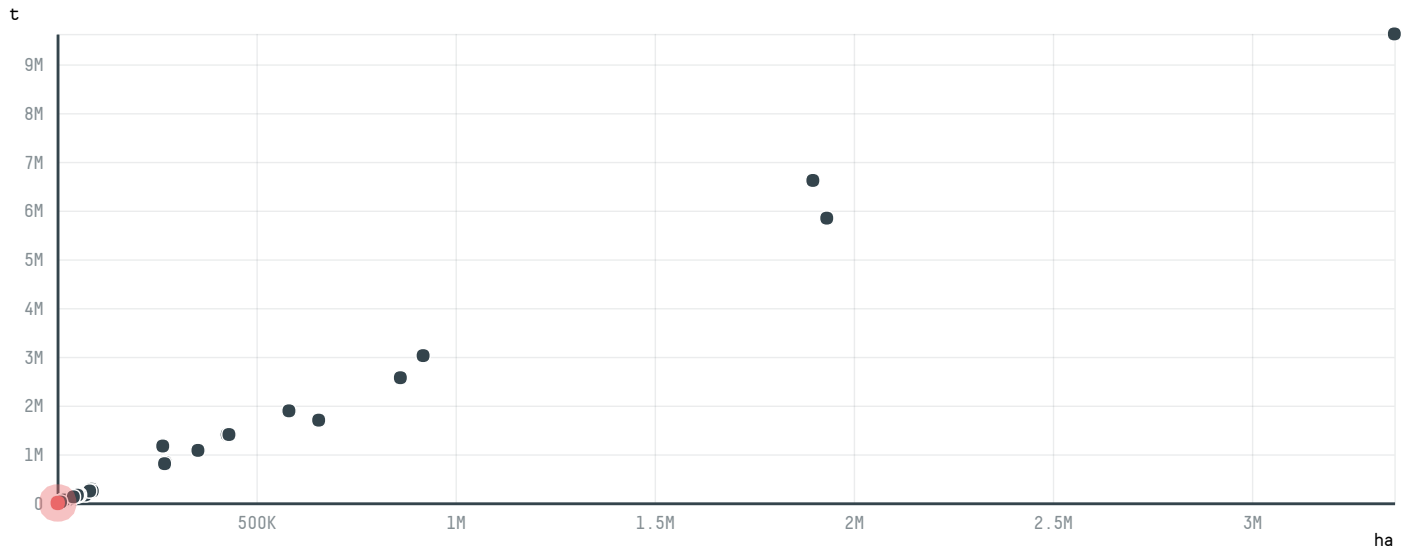


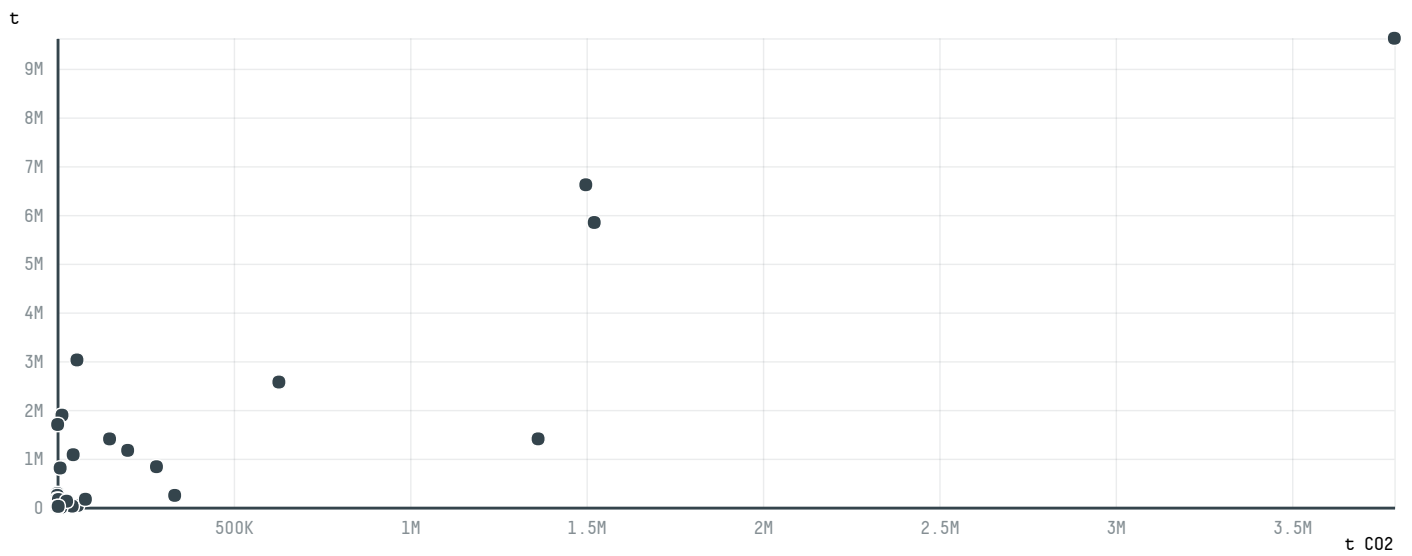
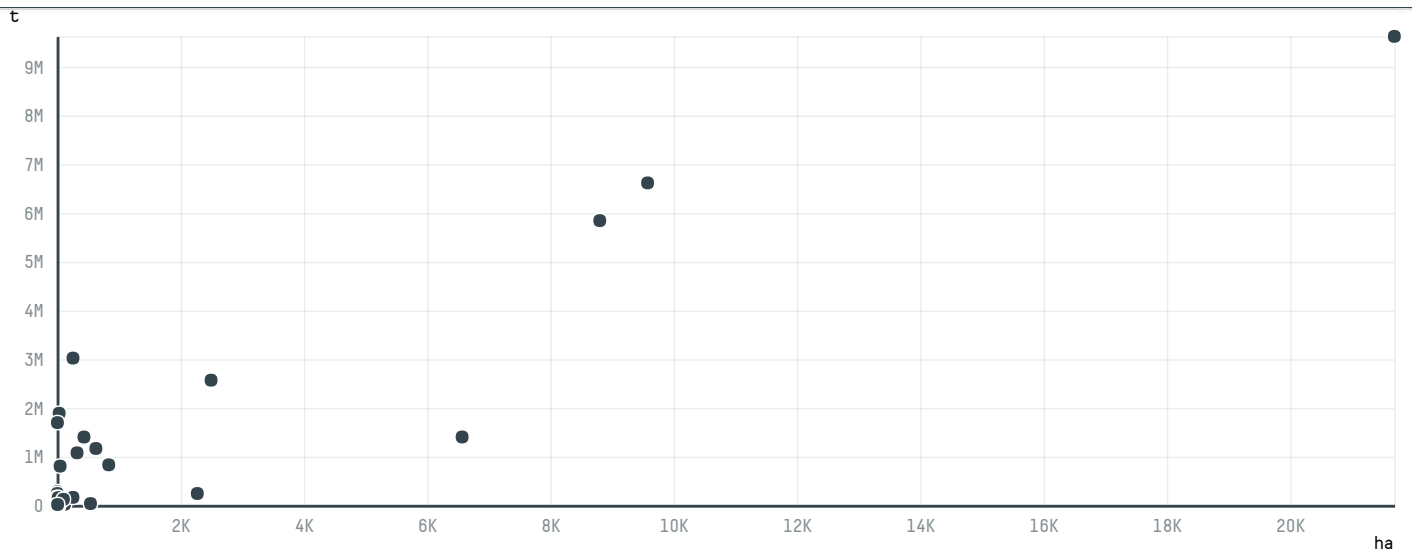


**BIOME** PAMPA **SOY DEFORESTATION RISK** N/A

**MUNICIPALITY** DOM PEDRITO **SOY DEFORESTATION RISK** N/A


**COMPARING COMPANIES EXPORTING SOY FROM BRAZIL IN 2010**






Trase is a partnership between

 Stockholm Environment Institute

 Global Canopy Programme

In collaboration with

 vizzuality

 The European Forest Institute

and many other organizations and individuals.

Donors

 The Global Environment Facility

 WWF


 Europe

 Gordon and Betty Moore Foundation

 The Nature Conservancy

 Department for International Development

 Formas

 Norway's International Climate and Forest Initiative (NICFI)

[Terms of Use](#) · [Privacy policy](#) · [Cookie policy](#) · [Contact us](#)

This website uses cookies to provide you with an improved user experience. By continuing to browse this site, you consent to the use of cookies and similar technologies. Please visit our [privacy policy](#) for further details.

I AGREE

