



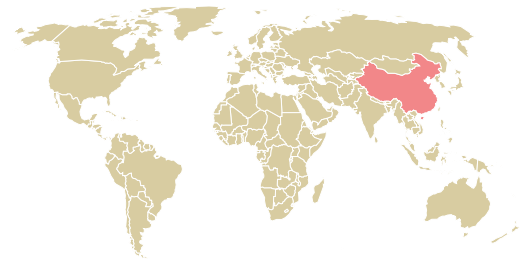
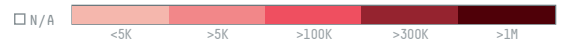
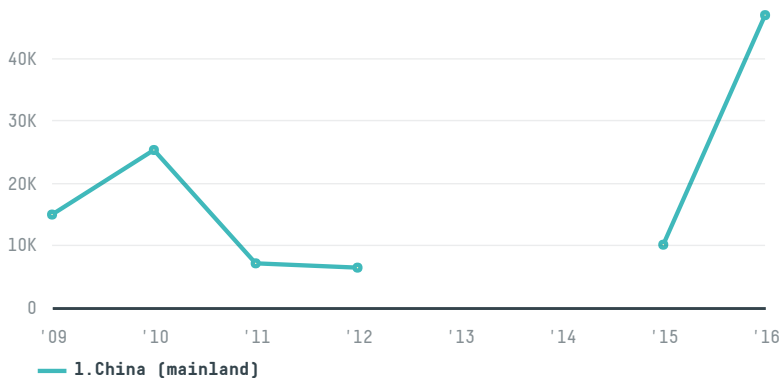
# trase

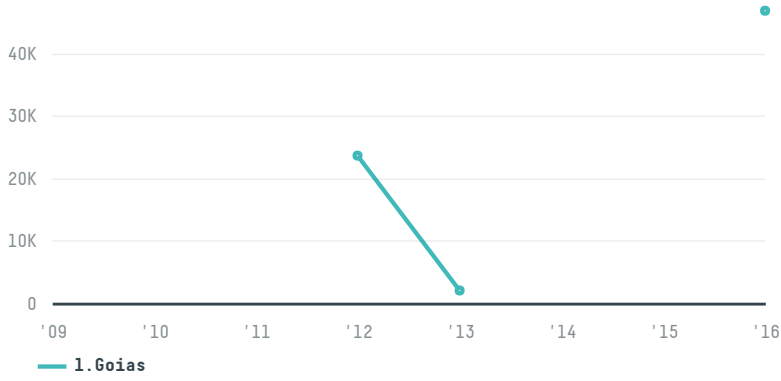
## CHS COMERCIO SERVICOS E SOLUCOES AGRICOLAS LTDA

ACTIVITY: **Exporter**  
COMMODITY: **Soy**  
COUNTRY: **Brazil**  
YEAR: **2016**

CHS COMERCIO SERVICOS E SOLUCOES AGRICOLAS LTDA was the 71st largest exporter of soy from BRAZIL in 2016, accounting for 47 thousand tons. This is a 368% increase vs the previous year. As an exporter, CHS COMERCIO SERVICOS E SOLUCOES AGRICOLAS LTDA sources from 5 municipalities, or 0% of the soy production municipalities. The main destination of the soy exported by CHS COMERCIO SERVICOS E SOLUCOES AGRICOLAS LTDA is China (mainland), accounting for 100% of the total.

### TOP DESTINATION COUNTRIES OF SOY EXPORTED BY CHS COMERCIO SERVICOS E SOLUCOES AGRICOLAS LTDA:

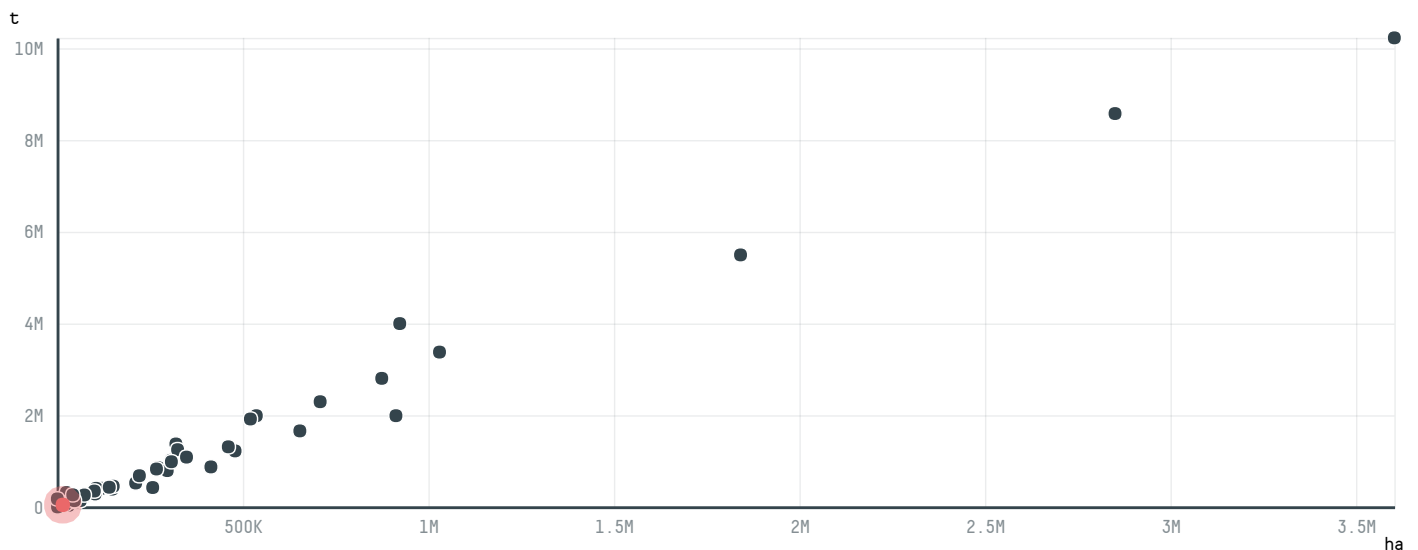


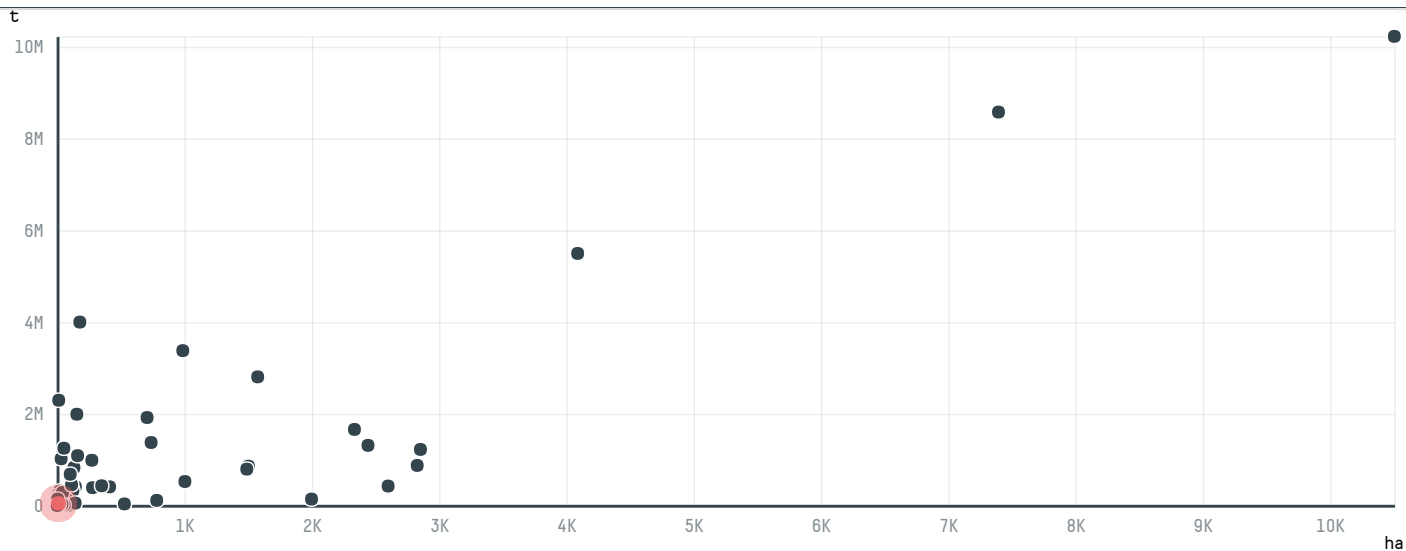


BIOME	SOY DEFORESTATION RISK
CERRADO	8.9ha
Total	8.9


MUNICIPALITY	SOY DEFORESTATION RISK
BELA VISTA DE GOIAS	5ha
CEZARINA	1.3ha
GUAPO	0.1ha
HIDROLANDIA	2.5ha
VARJAO	N/A
Total	8.9

### COMPARING COMPANIES EXPORTING SOY FROM BRAZIL IN 2016





Trase is a partnership between

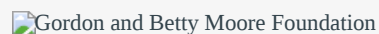



In collaboration with



and many other organizations and individuals.

Donors



[Terms of Use](#) · [Privacy policy](#) · [Cookie policy](#) · [Contact us](#)

