



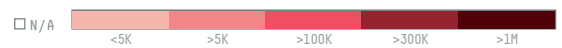
trase

PARECALE COMERCIAL

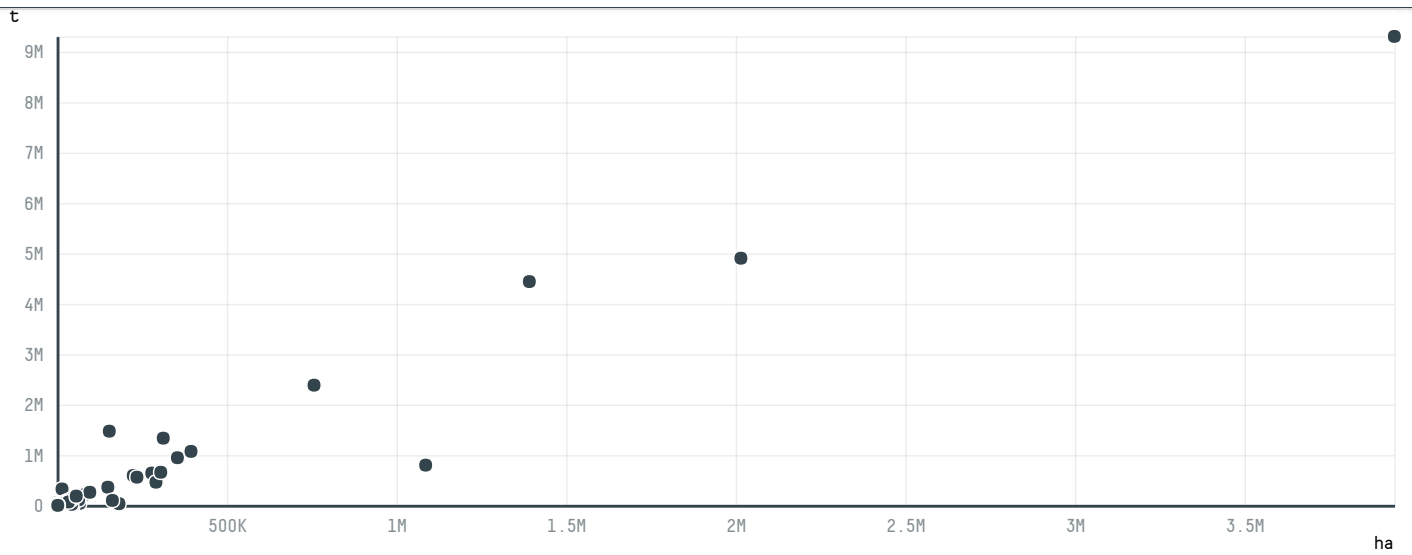
ACTIVITY: **Exporter** COMMODITY: **Soy** COUNTRY: **Brazil** YEAR: **2005**

PARECALE COMERCIAL was the 254th largest exporter of soy from BRAZIL in 2005, accounting for 598 tons. This is a 53% increase vs the previous year. As an exporter, PARECALE COMERCIAL sources from 1 municipalities, or 0% of the soy production municipalities. The main destination of the soy exported by PARECALE COMERCIAL is NETHERLANDS, accounting for 100% of the total.

TOP DESTINATION COUNTRIES OF SOY EXPORTED BY PARECALE COMERCIAL:




COMPARING COMPANIES EXPORTING SOY FROM BRAZIL IN 2005




Trase is a partnership between

 Stockholm Environment Institute

 Global Canopy Programme

In collaboration with

 vizzuality

 The European Forest Institute

and many other organizations and individuals.

Donors

 The Global Environment Facility

 WWF

 Europe

 Gordon and Betty Moore Foundation

 The Nature Conservancy

 Department for International Development

 Formas

 Norway's International Climate and Forest Initiative (NICFI)

[Terms of Use](#) · [Privacy policy](#) · [Cookie policy](#) · [Contact us](#)