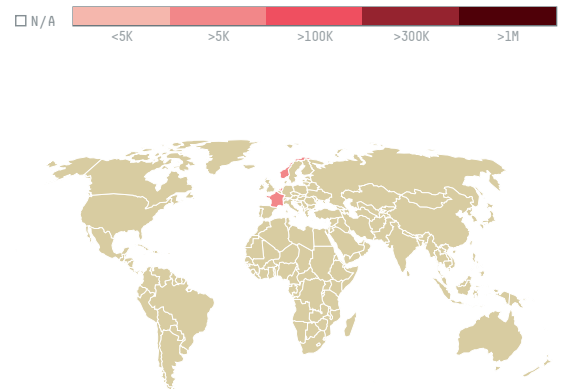
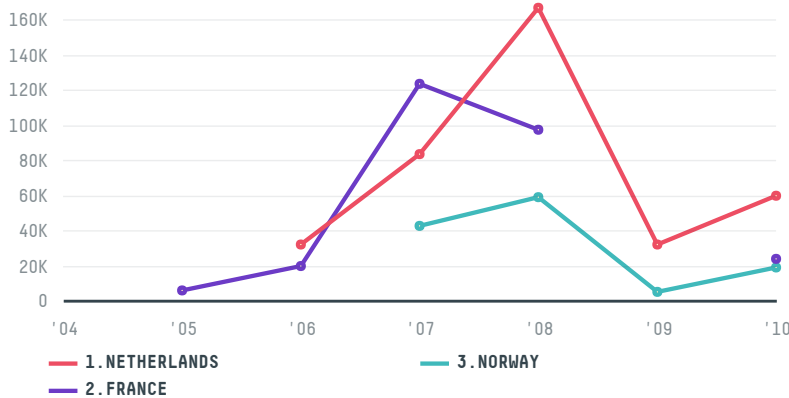


RUBI COMERCIO INDUSTRIA E AGRICULTURA

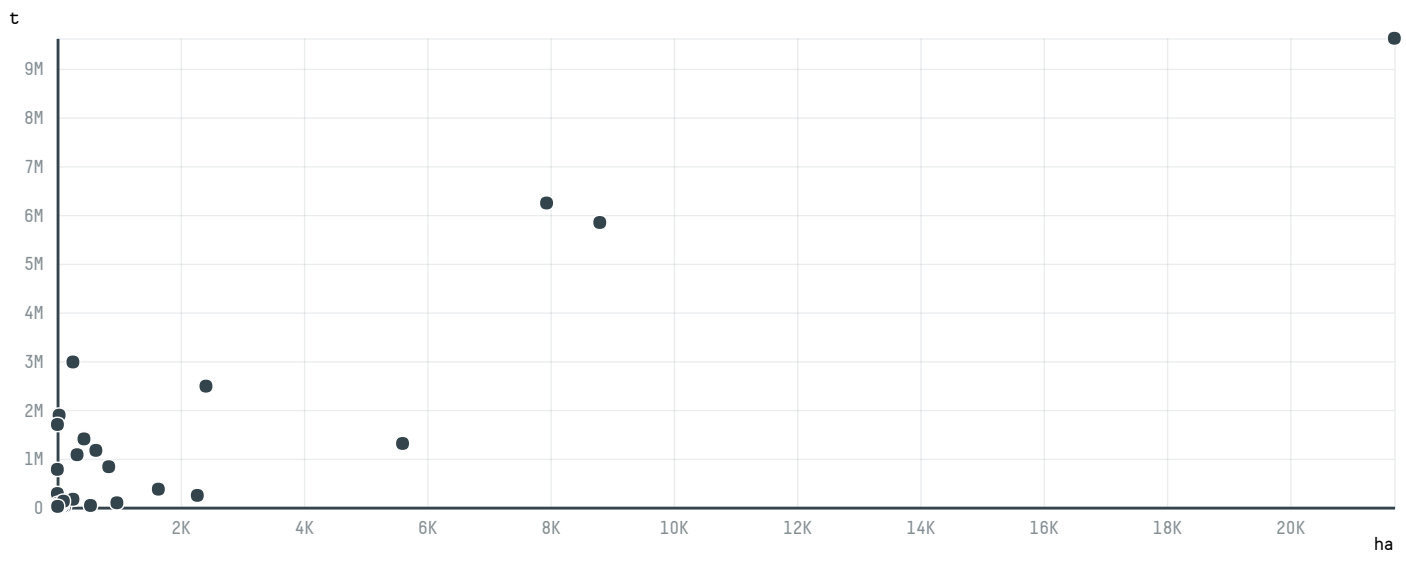
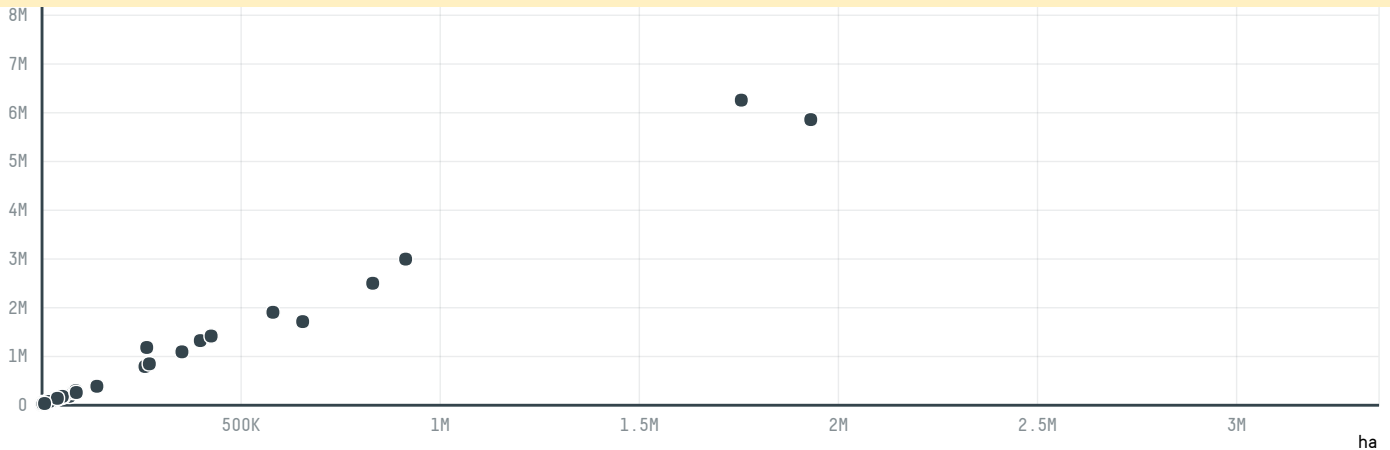
ACTIVITY: **Exporter** COMMODITY: **Soy** COUNTRY: **Brazil** YEAR: **2010**

RUBI COMERCIO INDUSTRIA E AGRICULTURA was the 32nd largest exporter of soy from BRAZIL in 2010, accounting for 102 thousand tons. This is a 104% increase vs the previous year. As an exporter, RUBI COMERCIO INDUSTRIA E AGRICULTURA sources from 1 municipalities, or 0% of the soy production municipalities. The main destination of the soy exported by RUBI COMERCIO INDUSTRIA E AGRICULTURA is NETHERLANDS, accounting for 58% of the total.


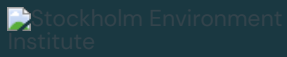
TOP DESTINATION COUNTRIES OF SOY EXPORTED BY RUBI COMERCIO INDUSTRIA E AGRICULTURA:



COMPARING COMPANIES EXPORTING SOY FROM BRAZIL IN 2010



Trase is a partnership between



In close collaboration with many others.
[Click for more information about our partners and funders..](#)

- | | | | |
|-------------|----------------------|----------------|-----------------|
| Home | Supply Chains | Finance | Insights |
| Resources | Data Tools | Explore | Yearbook |
| About | Profiles | Search | Collections |
| | Logistics Maps | Watchlists | Publications |
| | Downloads | Methodology | |
| | | FAQs | |

Sign up for our Newsletter


This website uses cookies to provide you with an improved user experience. By continuing to browse this site, you consent to the use of cookies and similar technologies. Please visit our [privacy policy](#) for further details.

I understand

[Terms of use](#) [Privacy policy](#) [Cookie policy](#)

 Gordon and Betty Moore Foundation

 Norway's International Climate and Forest Initiative (NICFI)

 Good growth partnership