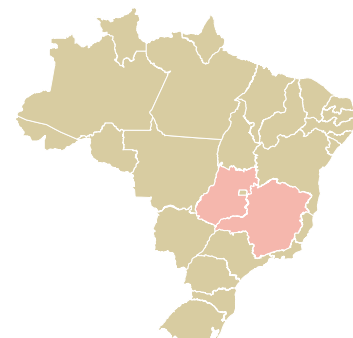
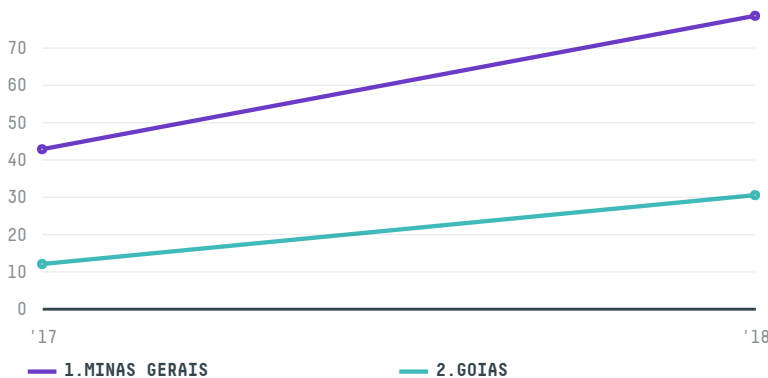
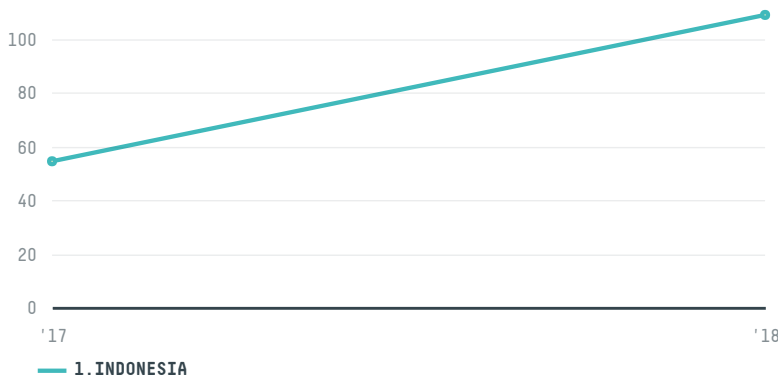


PT CJ CHEILJEDANG FEED LAMPUNG

ACTIVITY: **Importer** COMMODITY: **Soy** COUNTRY: **Brazil** YEAR: **2018**

PT CJ CHEILJEDANG FEED LAMPUNG was the 129th largest importer of soy from BRAZIL in 2018, accounting for 109 tons. This is a 100% increase vs the previous year. As an importer, PT CJ CHEILJEDANG FEED LAMPUNG sources from 2 municipalities, or 0% of the soy production municipalities. The main destination of the soy imported by PT CJ CHEILJEDANG FEED LAMPUNG is INDONESIA, accounting for 100% of the total.

TOP DESTINATION COUNTRIES OF SOY IMPORTED BY PT CJ CHEILJEDANG FEED LAMPUNG:



CERRADO

0 ha

Total

0

MUNICIPALITY

SOY DEFORESTATION RISK

ARAGUARI

0 ha

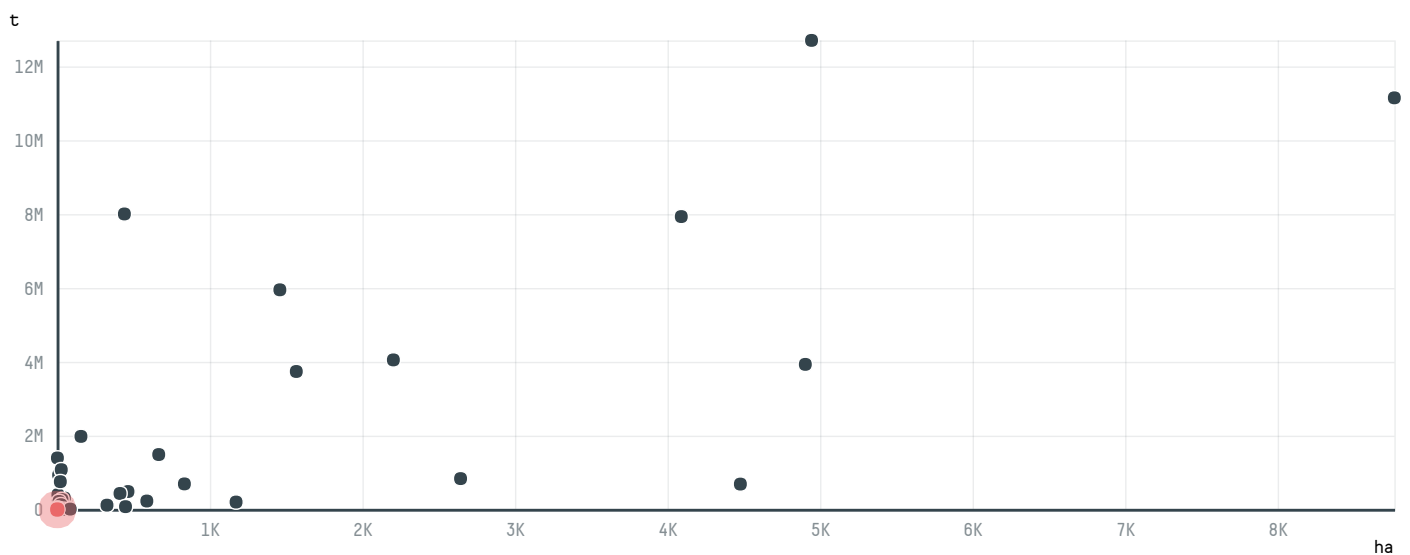
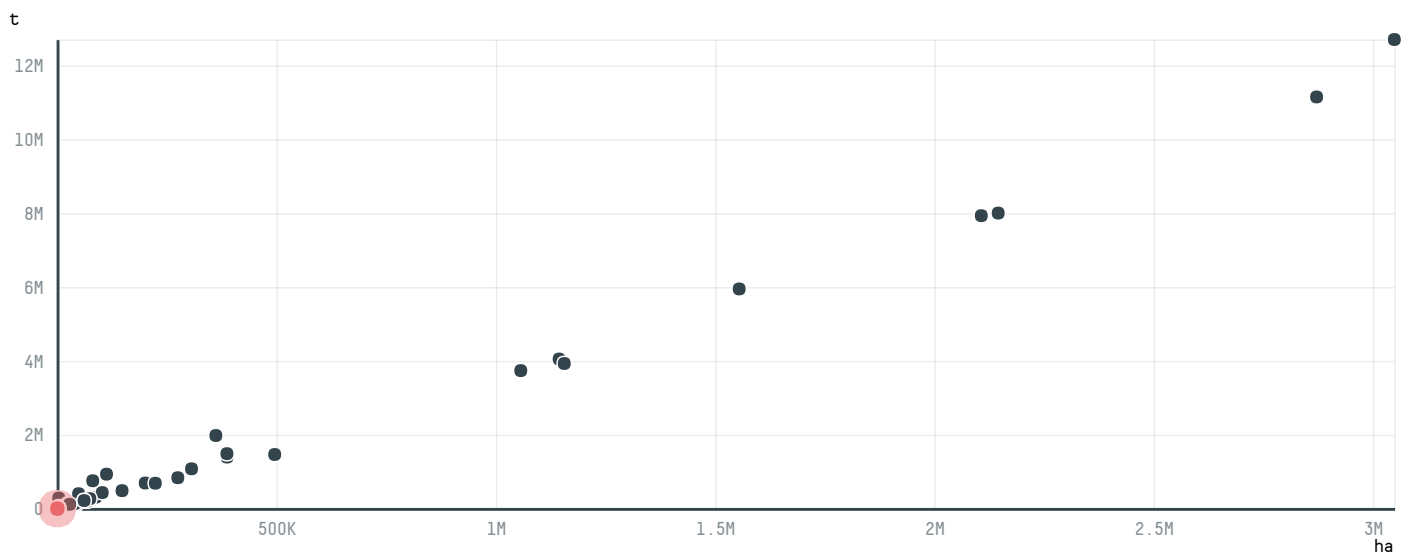
BOM JESUS DE GOIAS

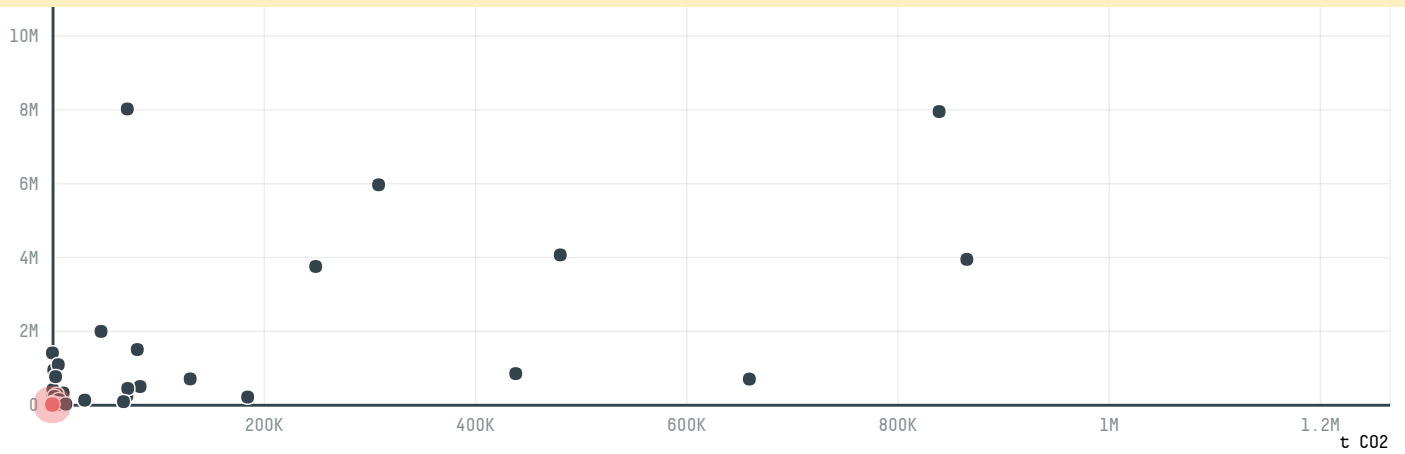
0 ha

Total


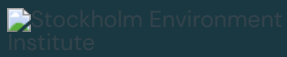
0

COMPARING COMPANIES IMPORTING SOY FROM BRAZIL IN 2018





Trase is a partnership between



In close collaboration with many others.

[Click for more information about our partners and funders.](#)

- | | | | |
|-------------|----------------------|----------------|-----------------|
| Home | Supply Chains | Finance | Insights |
| Resources | Data Tools | Explore | Yearbook |
| About | Profiles | Search | Collections |
| | Logistics Maps | Watchlists | Publications |
| | Downloads | Methodology | |
| | | FAQs | |

Sign up for our Newsletter

[twitter link](#) [linkedin link](#)

[Terms of use](#) • [Privacy policy](#) • [Cookie policy](#)

[Gordon and Betty Moore Foundation](#)

[Norway's International Climate and Forest Initiative \(NICFI\)](#)

[Good growth partnership](#)

