



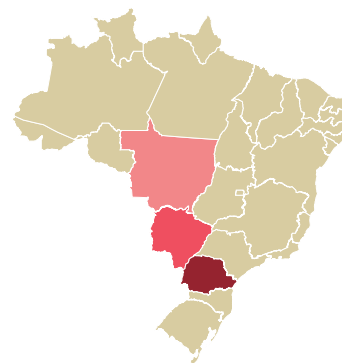
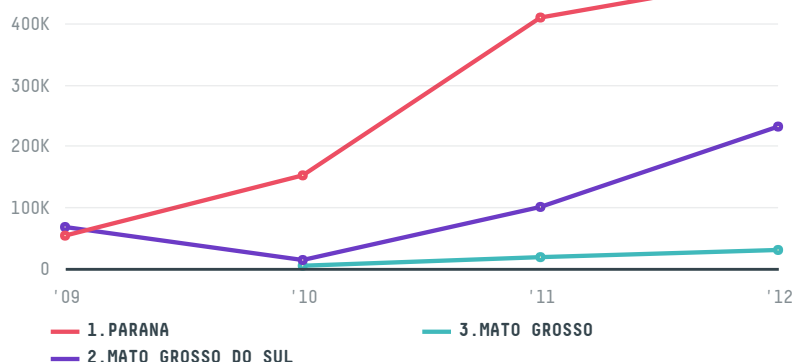
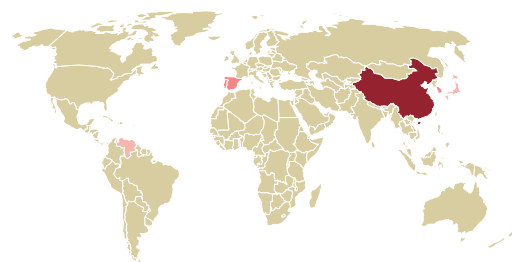
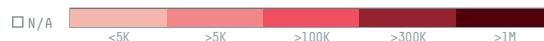
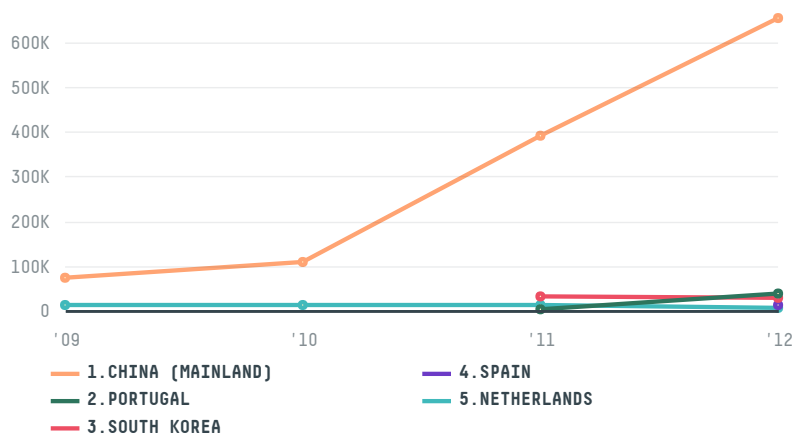
trase

MARFRIG

ACTIVITY: **Exporter group**
COMMODITY: **Soy**
COUNTRY: **Brazil**
YEAR: **2012**

MARFRIG was the 15th largest exporter of soy from BRAZIL in 2012, accounting for 740 thousand tons. This is a 40% increase vs the previous year. As an exporter, MARFRIG sources from 22 municipalities, or 1% of the soy production municipalities. The main destination of the soy exported by MARFRIG is CHINA (MAINLAND), accounting for 88% of the total.

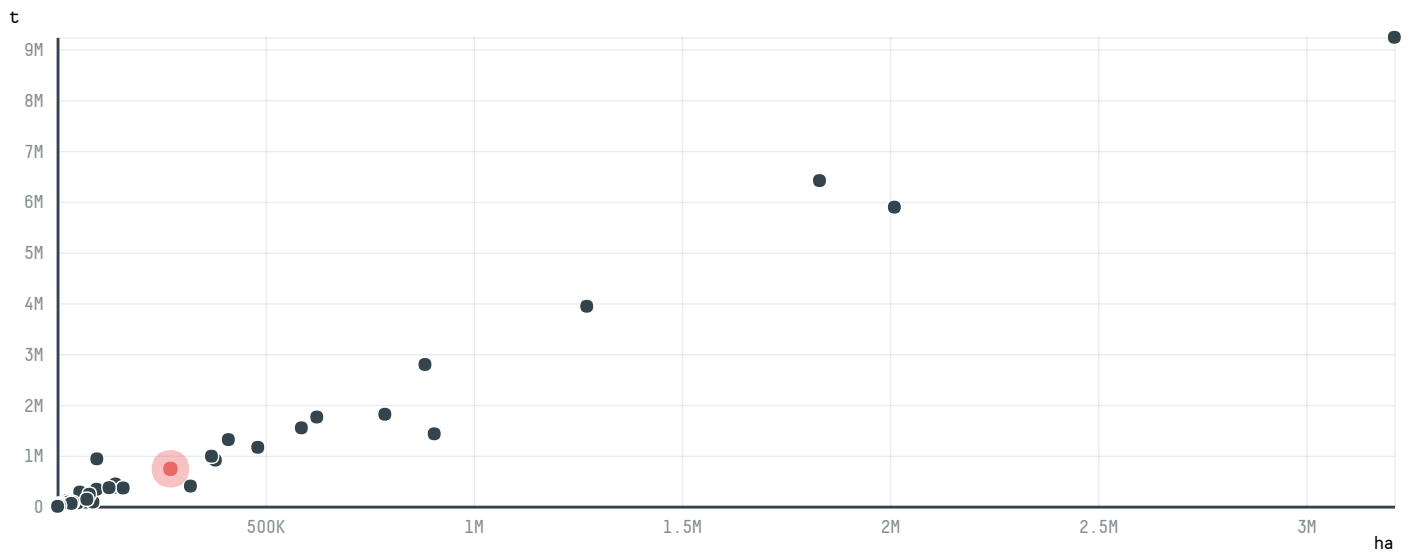
TOP DESTINATION COUNTRIES OF SOY EXPORTED BY MARFRIG:

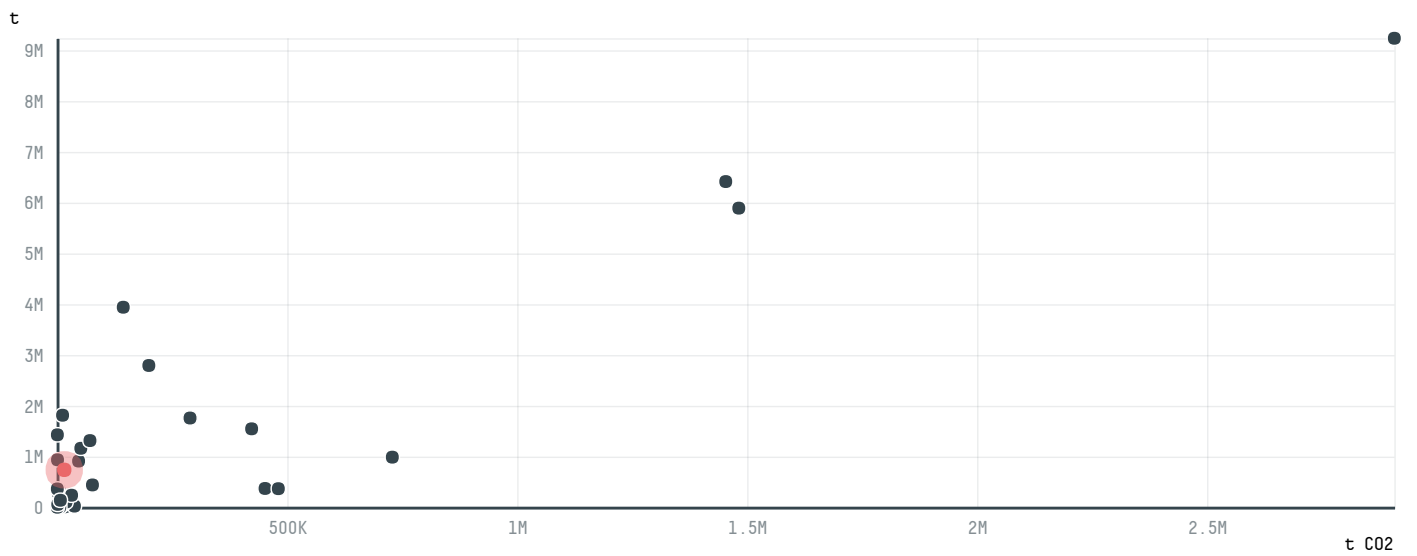
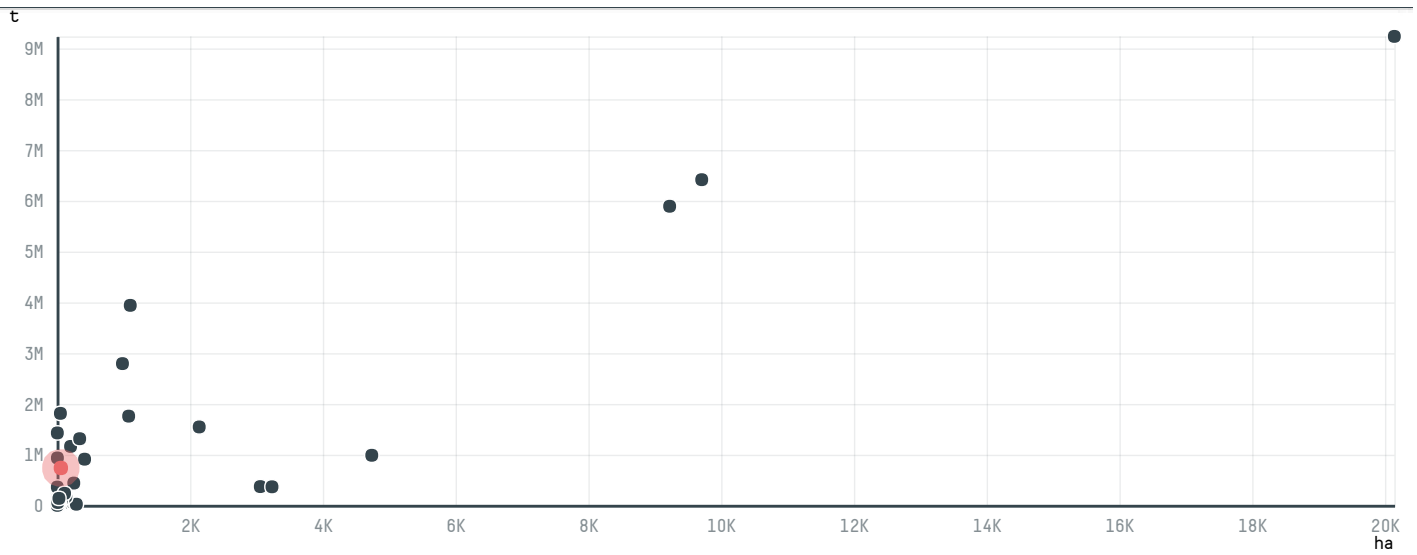


MUNICIPALITY	SOY DEFORESTATION RISK
SONORA	11.3ha
LONDRINA	N/A
NOVA ALVORADA DO SUL	25.9ha
SAO JERONIMO DA SERRA	N/A
IBIPORA	N/A
SAO SEBASTIAO DA AMOREIRA	N/A
FAXINAL	N/A
CONGONHINHAS	N/A
ITIQUIRA	1.6ha
COXIM	14.5ha

BIOME	SOY DEFORESTATION RISK
MATA ATLANTICA	N/A
CERRADO	53.3ha

COMPARING COMPANIES EXPORTING SOY FROM BRAZIL IN 2012





Trase is a partnership between

Stockholm Environment Institute

Global Canopy Programme

In collaboration with

vizzuality

The European Forest Institute

and many other organizations and individuals.

Donors

The Global Environment Facility

WWF

Europe

Gordon and Betty Moore Foundation

The Nature Conservancy

Department for International Development

Formas

Norway's International Climate and Forest Initiative (NICFI)

[Terms of Use](#) · [Privacy policy](#) · [Cookie policy](#) · [Contact us](#)

This website uses cookies to provide you with an improved user experience. By continuing to browse this site, you consent to the use of cookies and similar technologies. Please visit our [privacy policy](#) for further details.

I AGREE

