



trase

CERVEJARIA PETROPOLIS

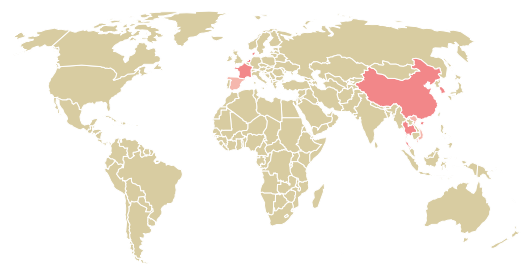
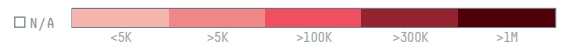
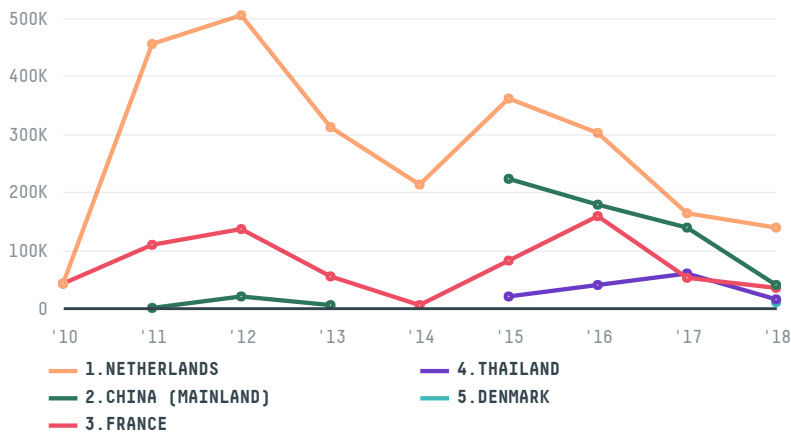
ACTIVITY: **Exporter group** COMMODITY: **Soy** COUNTRY: **Brazil** YEAR: **2018**

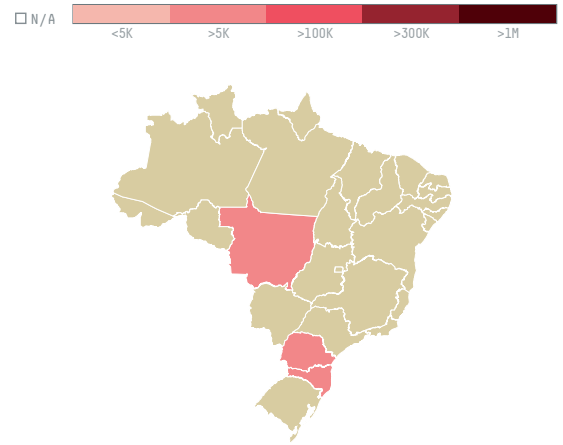
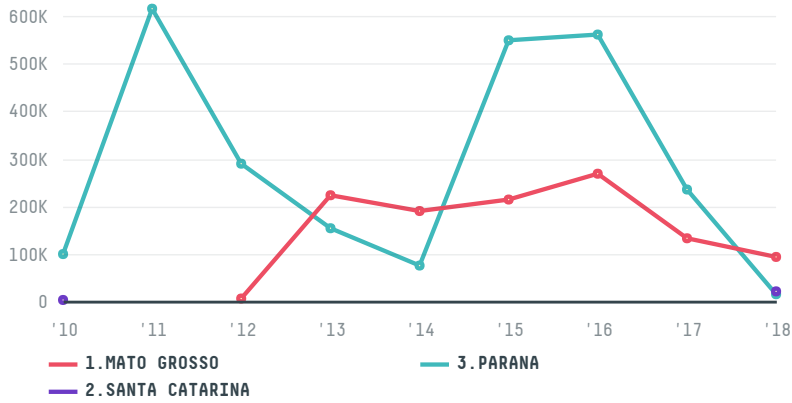
ZERO DEFORESTATION COMMITMENT (EXPORTER)

NONE

CERVEJARIA PETROPOLIS was the 31st largest exporter of soy from BRAZIL in 2018, accounting for 248 thousand tons. This is a 44% decrease vs the previous year. As an exporter, CERVEJARIA PETROPOLIS sources from 10 municipalities, or 0% of the soy production municipalities. The main destination of the soy exported by CERVEJARIA PETROPOLIS is NETHERLANDS, accounting for 56% of the total.

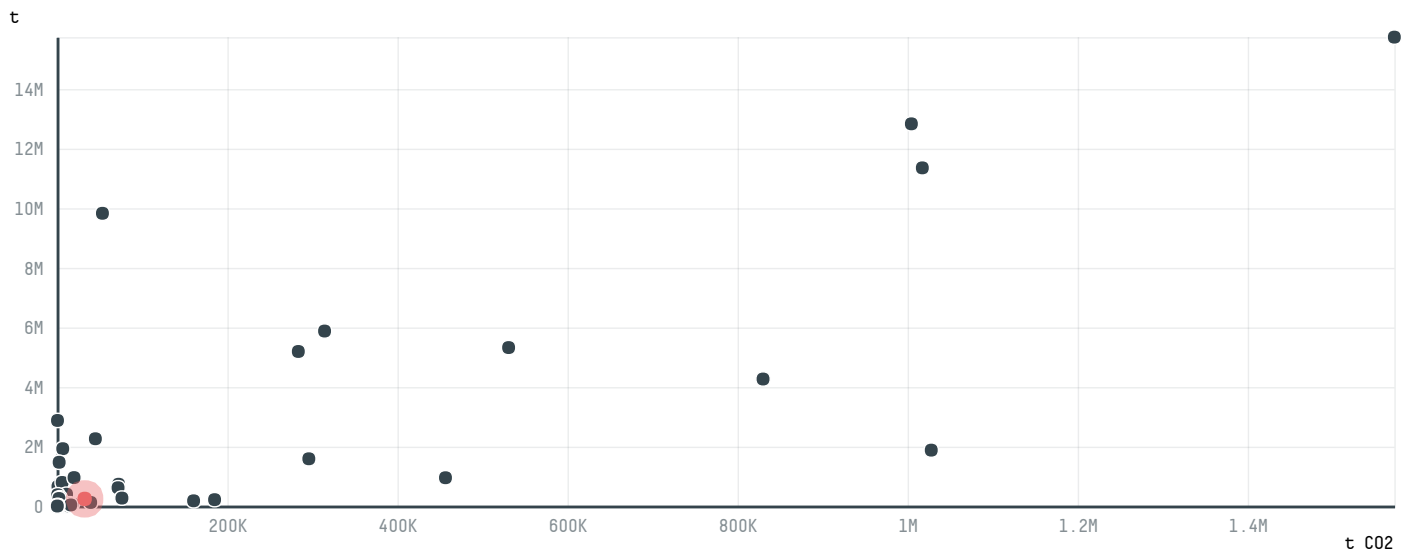
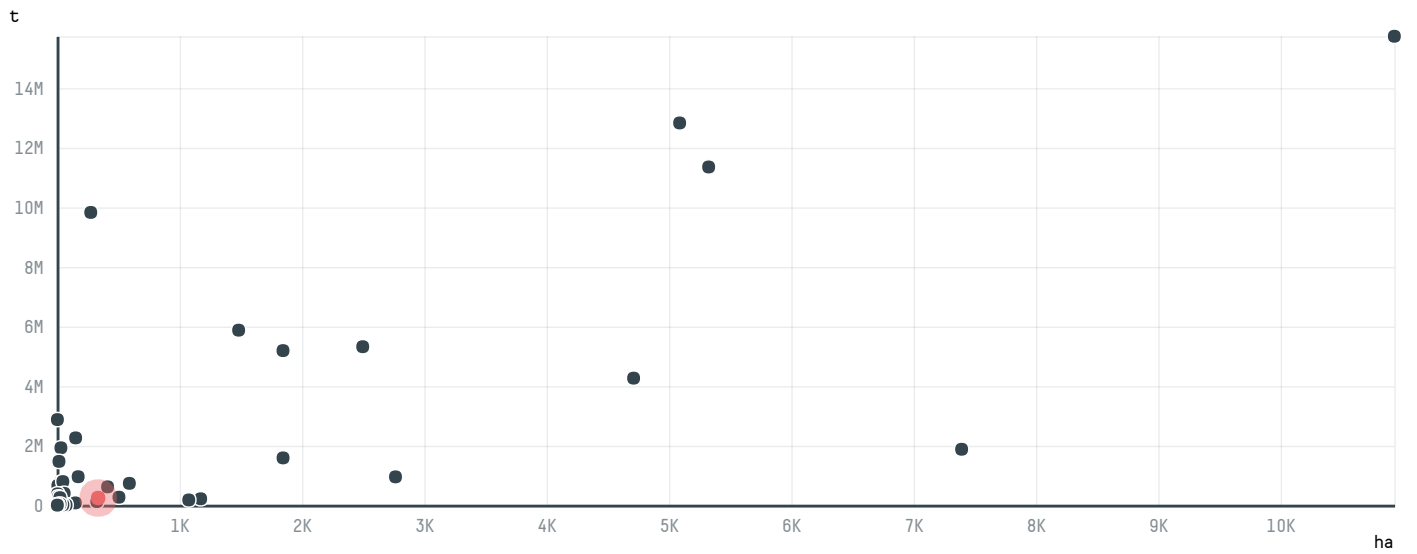
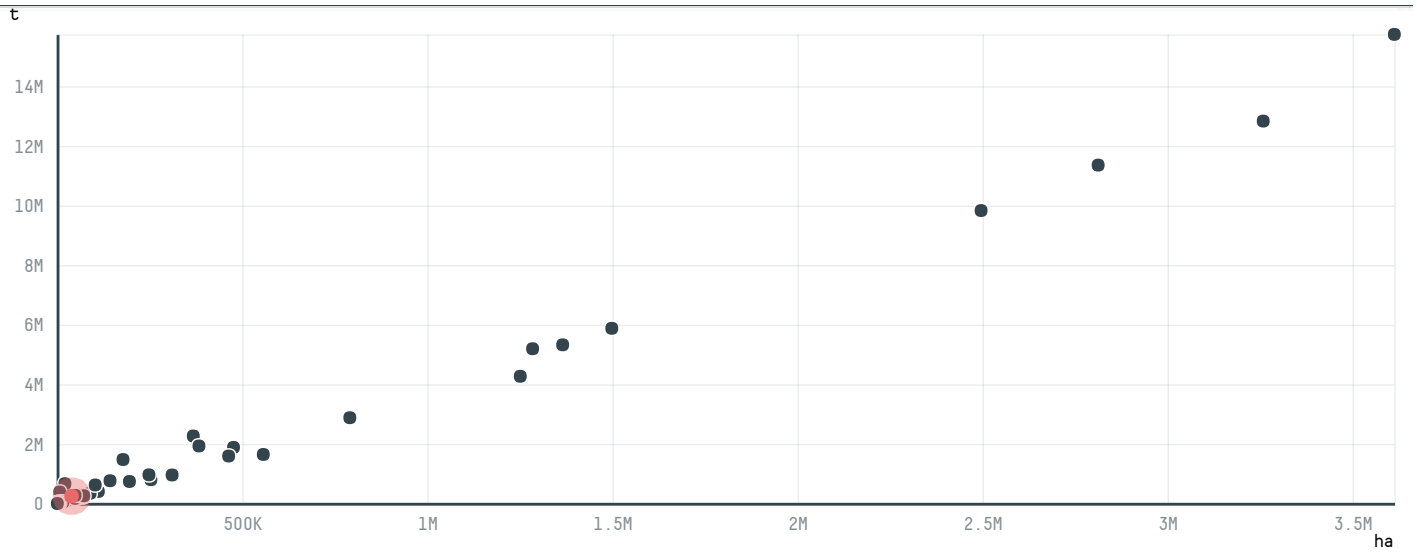
TOP DESTINATION COUNTRIES OF SOY EXPORTED BY CERVEJARIA PETROPOLIS:





BIOME	SOY DEFORESTATION RISK
CERRADO	325.5ha
MATA ATLANTICA	N/A
AMAZONIA	8.2ha
MUNICIPALITY	SOY DEFORESTATION RISK
ROSARIO OESTE	325.5ha
AGUA DOCE	N/A
DIAMANTINO	8.2ha
LAPA	N/A
GENERAL CARNEIRO	N/A
MAREMA	N/A
IPUMIRIM	N/A
LINDOIA DO SUL	N/A
ARVOREDO	N/A

COMPARING COMPANIES EXPORTING SOY FROM BRAZIL IN 2018



Trase is a partnership between


In collaboration with

Donors



This website uses cookies to provide you with an improved user experience. By continuing to browse this site, you consent to the use of cookies and similar technologies. Please visit our [privacy policy](#) for further details.

I AGREE

 Global Canopy Programme

 The European Forest Institute

 Gordon and Betty Moore Foundation

 The Nature Conservancy

and many other organizations and individuals.

 Department for International Development

 Formas

 Norway's International Climate and Forest Initiative (NICFI)

[Terms of Use](#) · [Privacy policy](#) · [Cookie policy](#) · [Contact us](#)