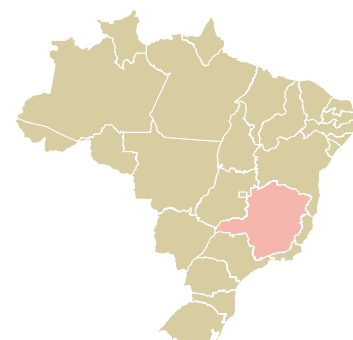
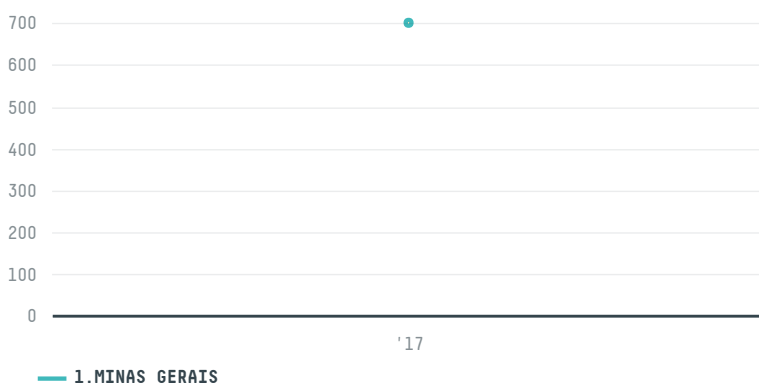
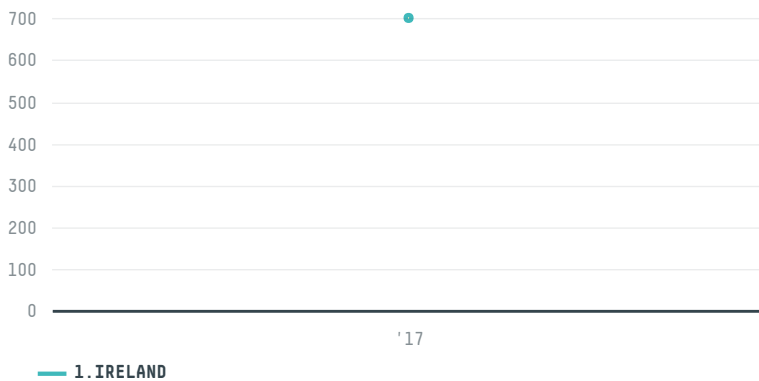


JACIGUA MARMORES E GRANITOS LTDA

ACTIVITY: **Exporter** COMMODITY: **Soy** COUNTRY: **Brazil** YEAR: **2017**

JACIGUA MARMORES E GRANITOS LTDA was the 267th largest exporter of soy from BRAZIL in 2017, accounting for 701 tons. As an exporter, JACIGUA MARMORES E GRANITOS LTDA sources from 2 municipalities, or 0% of the soy production municipalities. The main destination of the soy exported by JACIGUA MARMORES E GRANITOS LTDA is IRELAND, accounting for 100% of the total.

TOP DESTINATION COUNTRIES OF SOY EXPORTED BY JACIGUA MARMORES E GRANITOS LTDA:



MATA ATLANTICA

N/A

Total

N/A

MUNICIPALITY

SOY DEFORESTATION RISK

RESSAQUINHA

N/A

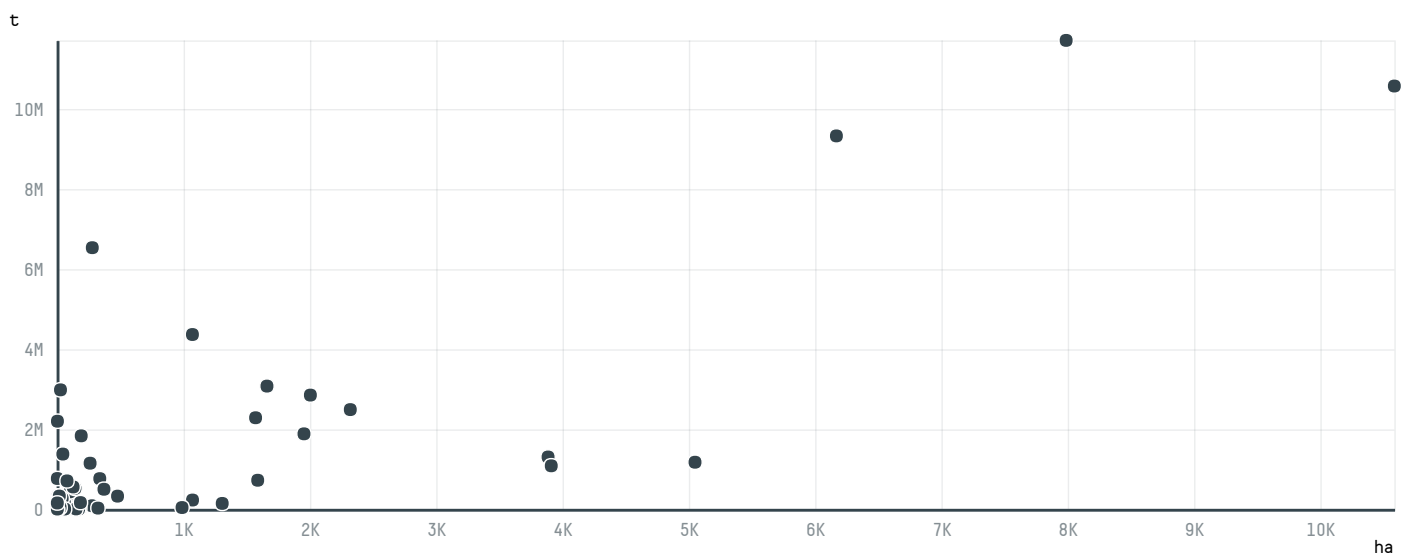
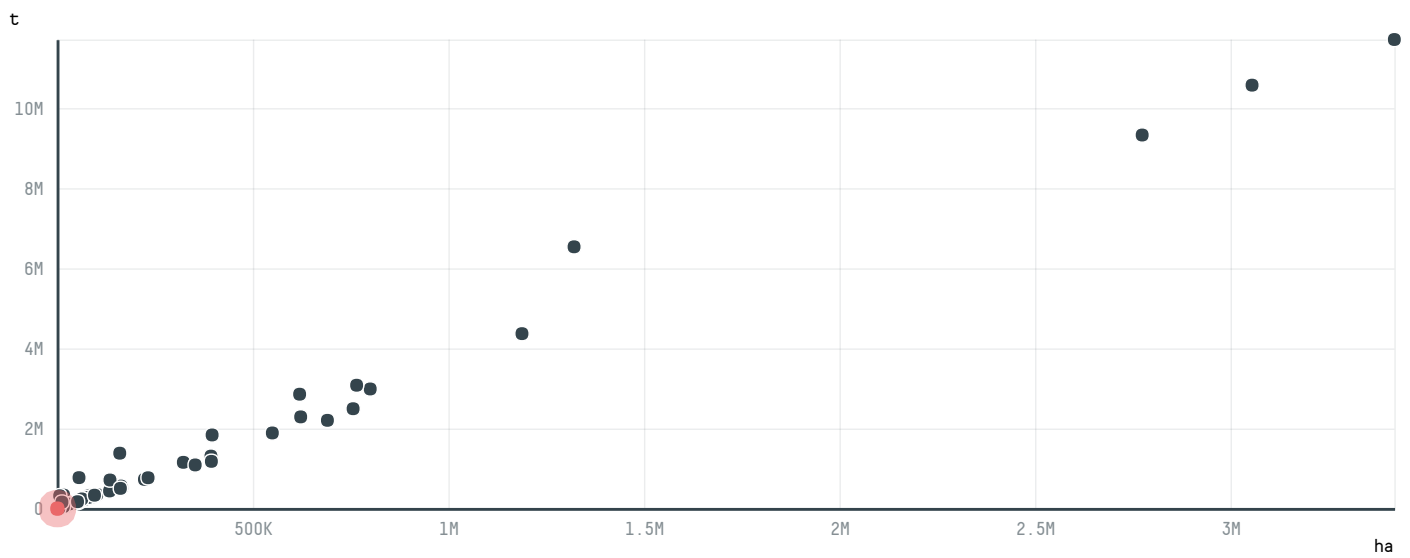
CARANDAI

N/A

Total

N/A

COMPARING COMPANIES EXPORTING SOY FROM BRAZIL IN 2017



Trase is a partnership between

This website uses cookies to provide you with an improved user experience. By continuing to browse this site, you consent to the use of cookies and similar technologies. Please visit our [privacy policy](#) for further details.

I understand

In close collaboration with many others.

[Click for more information about our partners and funders.](#)

Home

Resources

About

Supply Chains

Data Tools

Profiles

Logistics Maps

Downloads

Finance

Explore

Search

Watchlists

Methodology

FAQs

Insights

Yearbook

Collections

Publications

Sign up for our Newsletter

Enter your email...



[twitter link](#) [linkedin link](#)

[Terms of use](#) • [Privacy policy](#) • [Cookie policy](#)

[Gordon and Betty Moore Foundation](#)

[Norway's International Climate and Forest Initiative \(NICFI\)](#)

[Good growth partnership](#)