

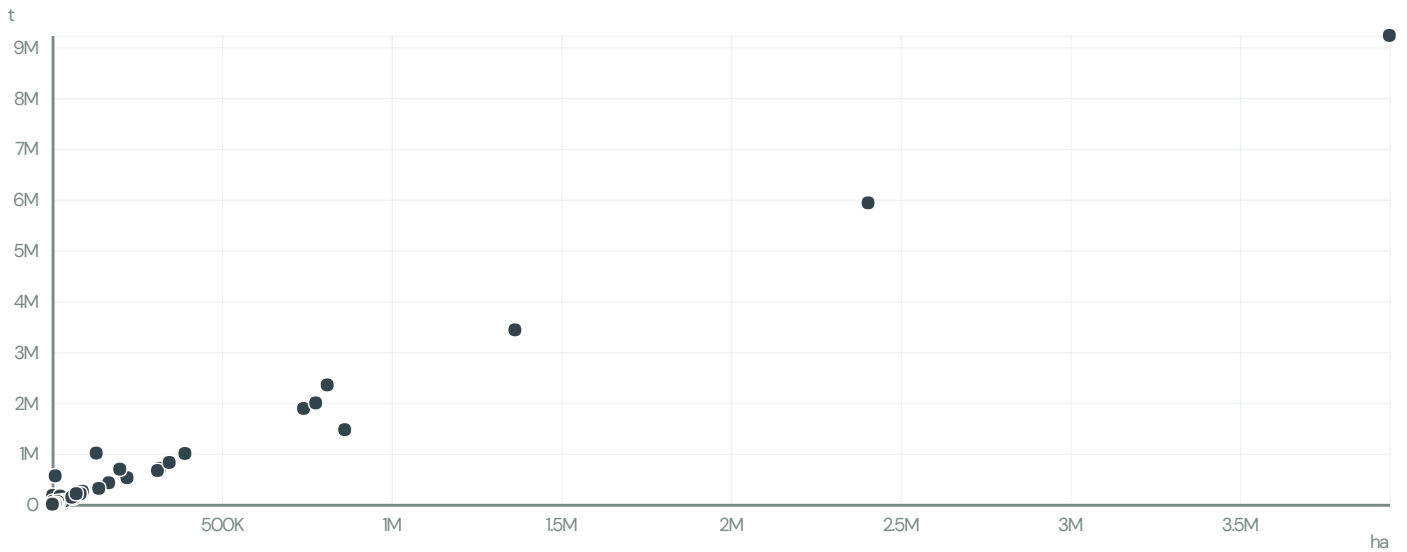


SERMACO EMPREENDIMENTOS E INCORPORACOES

ACTIVITY	COMMODITY	COUNTRY	YEAR
Exporter group	Soy	Brazil	2006

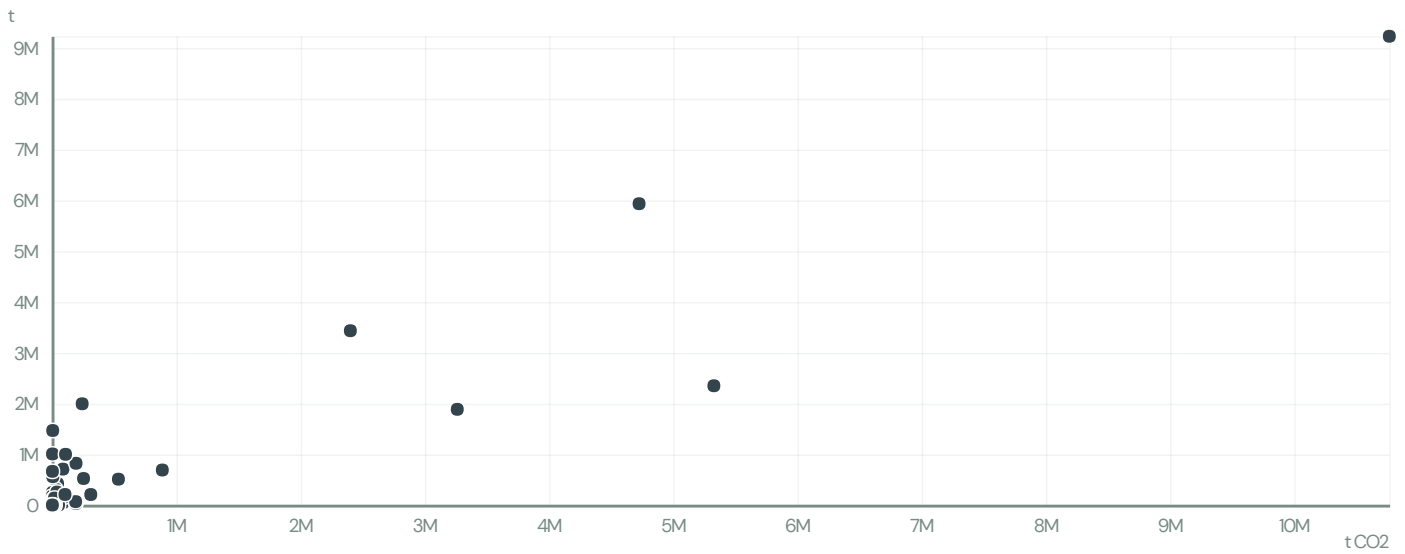
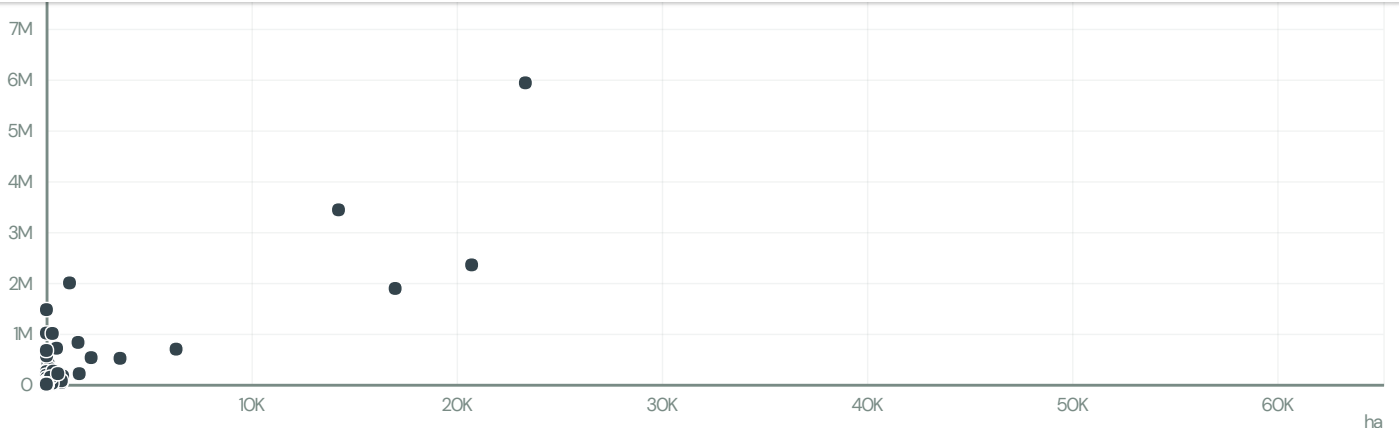
SERMACO EMPREENDIMENTOS E INCORPORACOES was the 212th largest exporter of soy from BRAZIL in 2006, accounting for 1 thousand tons. This is a 24% decrease vs the previous year. As an exporter, SERMACO EMPREENDIMENTOS E INCORPORACOES sources from 1 municipalities, or 0% of the soy production municipalities.

Comparing companies exporting SOY from Brazil in 2006


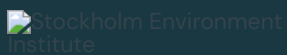


This website uses cookies to provide you with an improved user experience. By continuing to browse this site, you consent to the use of cookies and similar technologies. Please visit our [privacy policy](#) for further details.

I understand



Trase is a partnership between



In close collaboration with many others.

[Click for more information about our partners and funders..](#)

Home

Resources

About

Contact us

Supply Chains

Data Tools

Profiles

Logistics Maps

Downloads

Finance

Explore

Search

Watchlists

Methodology

FAQs

Insights

Yearbook

Collections

Publications

Sign up for our Newsletter


Enter your email...




This website uses cookies to provide you with an improved user experience. By continuing to browse this site, you consent to the use of cookies and similar technologies. Please visit our [privacy policy](#) for further details.

I understand

 Gordon and Betty Moore Foundation

 Norway's International Climate and Forest Initiative (NICFI)

 Good Growth partnership

 Quadrature Climate Foundation partnership