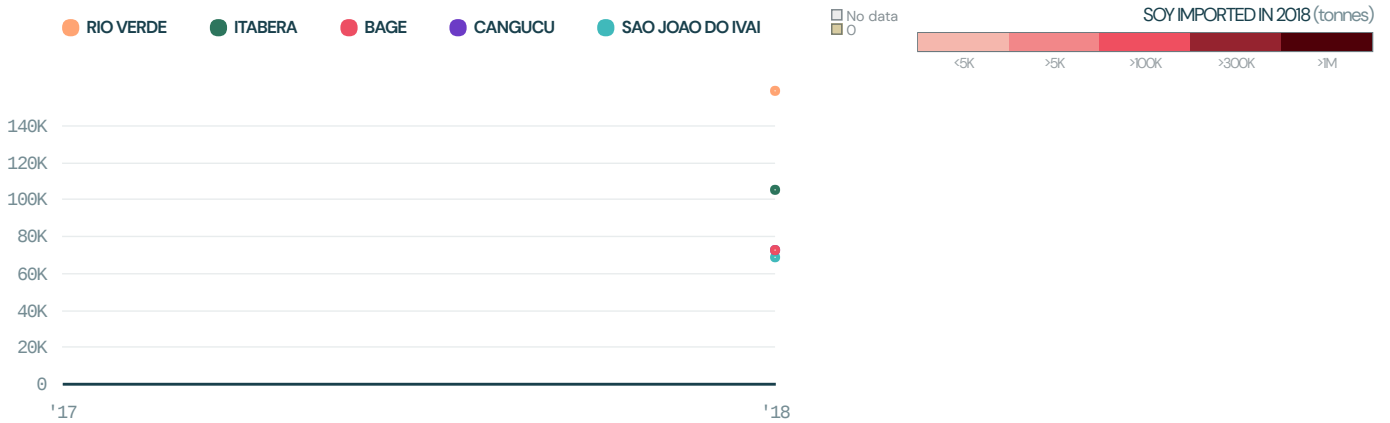




CJ INTERNATIONAL BRASIL COMERCIAL AGRICOLA LTDA.

ACTIVITY: Exporter group
 COMMODITY: Soy
 COUNTRY: Brazil
 YEAR: 2018

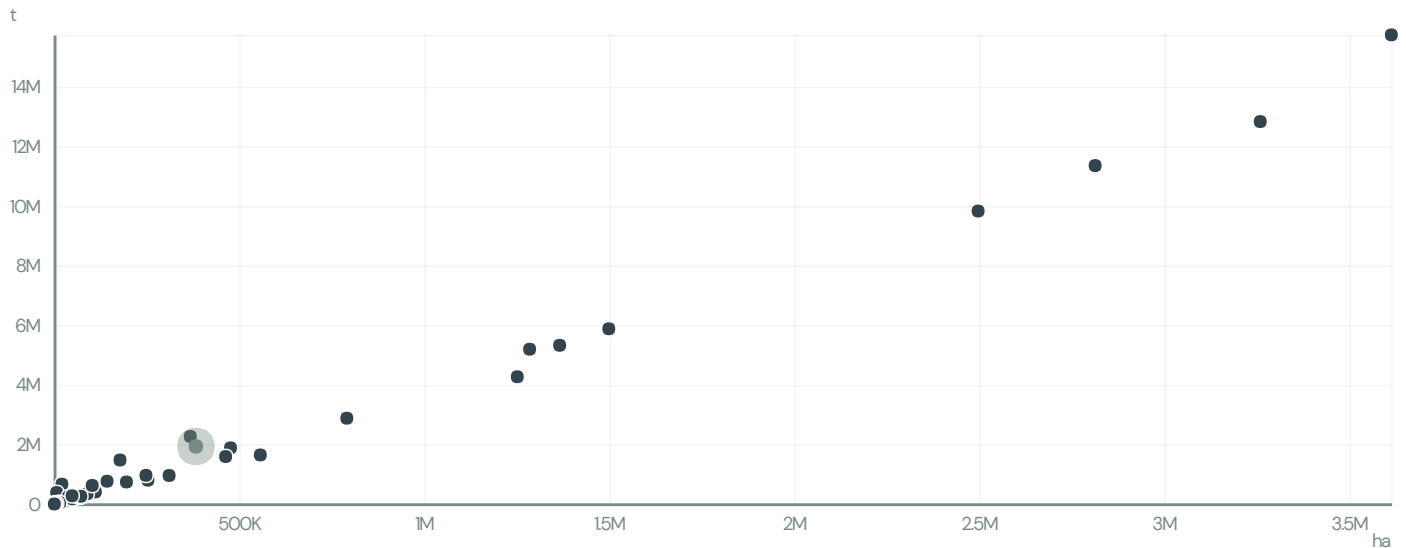
CJ INTERNATIONAL BRASIL COMERCIAL AGRICOLA LTDA. was the 11th largest exporter of soy from BRAZIL in 2018, accounting for 1.9 million tons. This is a 2556% increase vs the previous year. As an exporter, CJ INTERNATIONAL BRASIL COMERCIAL AGRICOLA LTDA. sources from 63 municipalities, or 3% of the soy production municipalities.

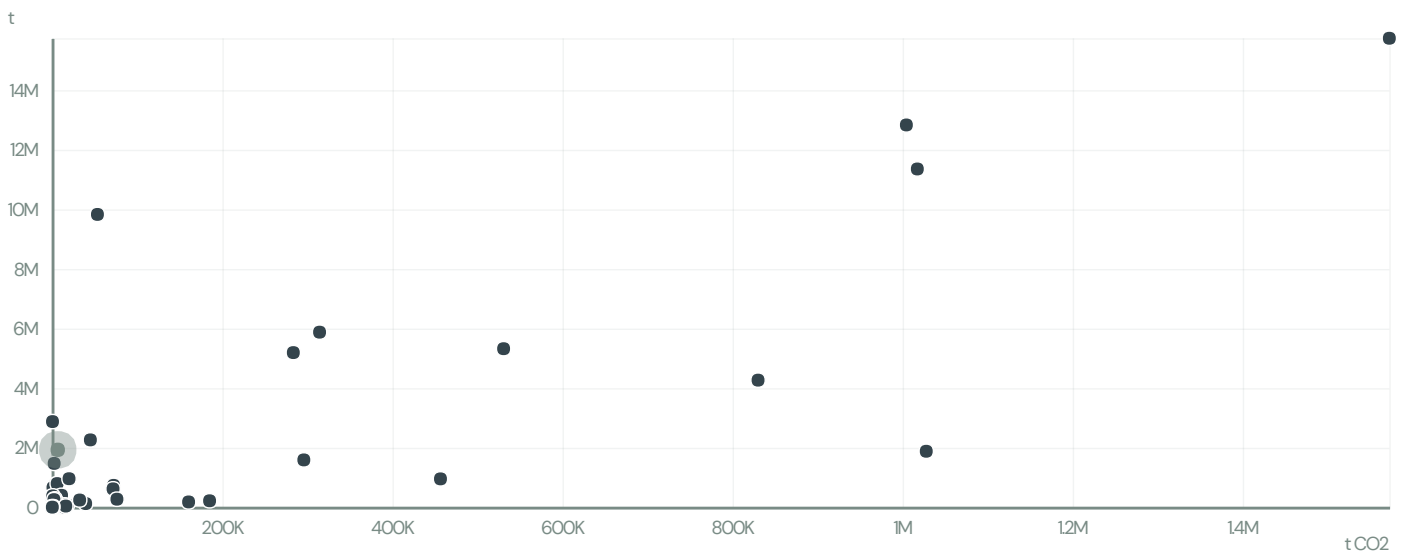
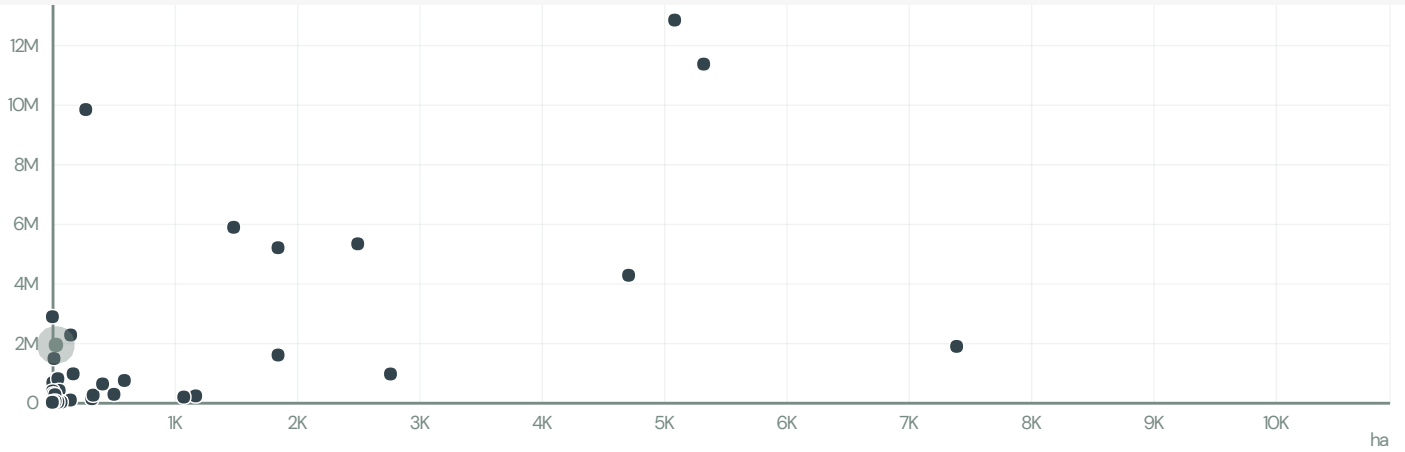


BIOFIC	Soy deforestation risk
PAMPA	N/A
MATA ATLANTICA	N/A
CERRADO	29 ha


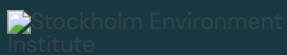
Municipality	Soy deforestation risk
RIO VERDE	22 ha
ITABERA	2 ha
BAGE	N/A
CANGUCU	N/A
SAO JOAO DO IVAI	N/A
CANDELARIA	N/A
WENCESLAU BRAZ	N/A
SANTANA DA BOA VISTA	N/A
CACAPAVA DO SUL	N/A
ACEGUA	N/A

Comparing companies exporting SOY from Brazil in 2018





Trase is a partnership between



In close collaboration with many others.

[Click for more information about our partners and funders..](#)

Home

Resources

About

Contact us

Supply Chains

Data Tools

Profiles

Logistics Maps

Downloads

Finance

Explore

Search

Watchlists

Methodology

FAQs

Insights

Yearbook

Collections


Publications


Sign up for our Newsletter

This website uses cookies to provide you with an improved user experience. By continuing to browse this site, you consent to the use of cookies and similar technologies. Please visit our [privacy policy](#) for further details.

I understand

 Gordon and Betty Moore Foundation

 Norway's International Climate and Forest Initiative (NICFI)

 Good Growth partnership

 Quadrature Climate Foundation partnership