

BIANCHINI

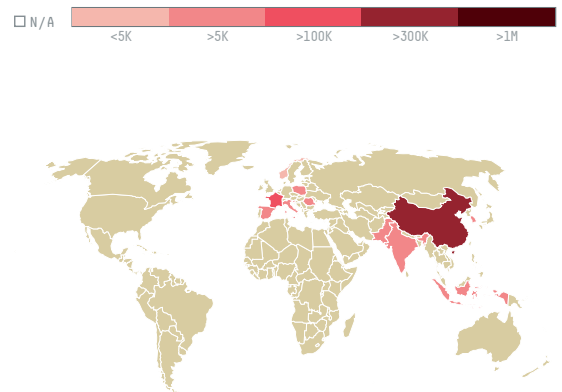
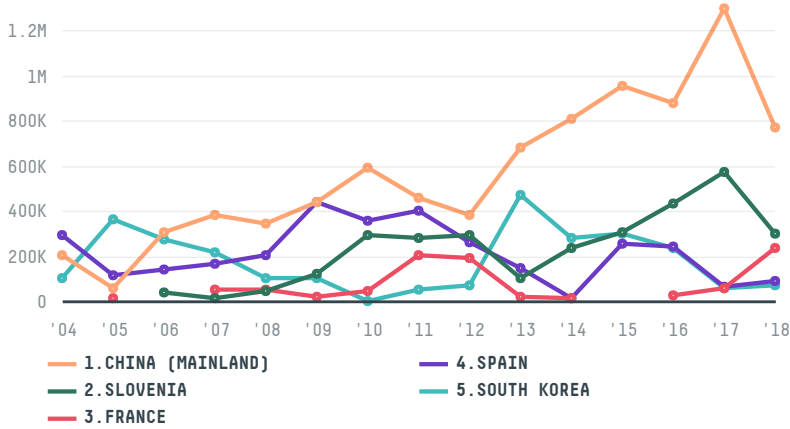
ACTIVITY: **Exporter** COMMODITY: **Soy** COUNTRY: **Brazil** YEAR: **2018**

ZERO DEFORESTATION COMMITMENT (EXPORTER)

NONE

BIANCHINI was the 13th largest exporter of soy from BRAZIL in 2018, accounting for 1.6 million tons. This is a 25% decrease vs the previous year. As an exporter, BIANCHINI sources from 24 municipalities, or 1% of the soy production municipalities. The main destination of the soy exported by BIANCHINI is CHINA (MAINLAND), accounting for 47% of the total.

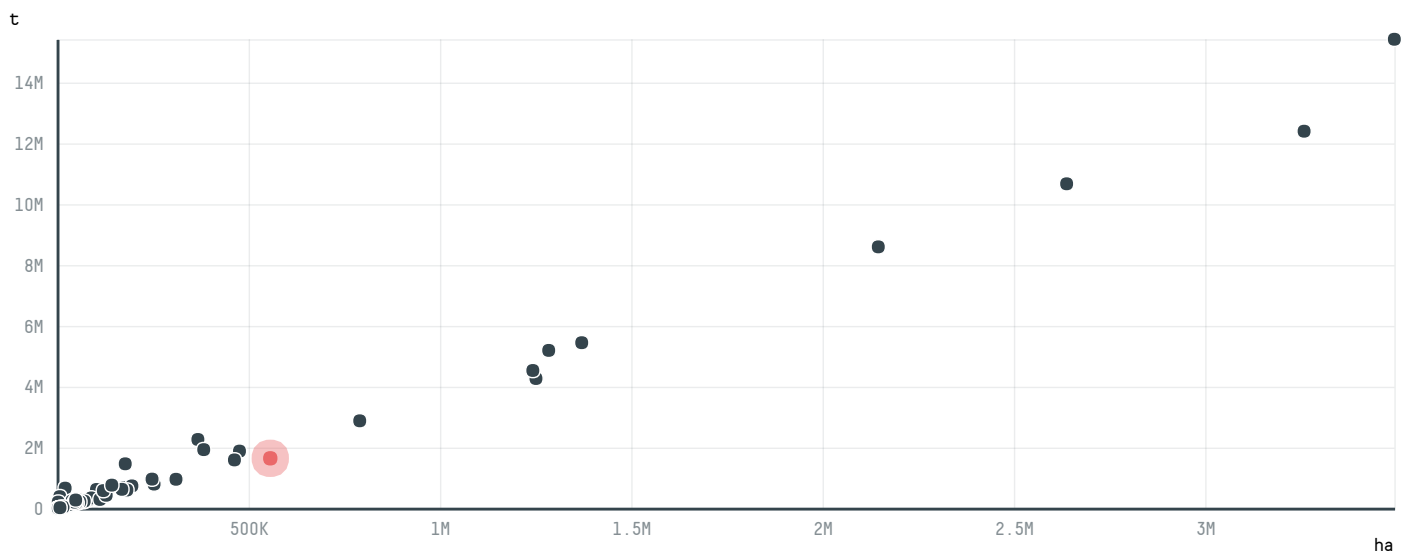
TOP DESTINATION COUNTRIES OF SOY EXPORTED BY BIANCHINI:

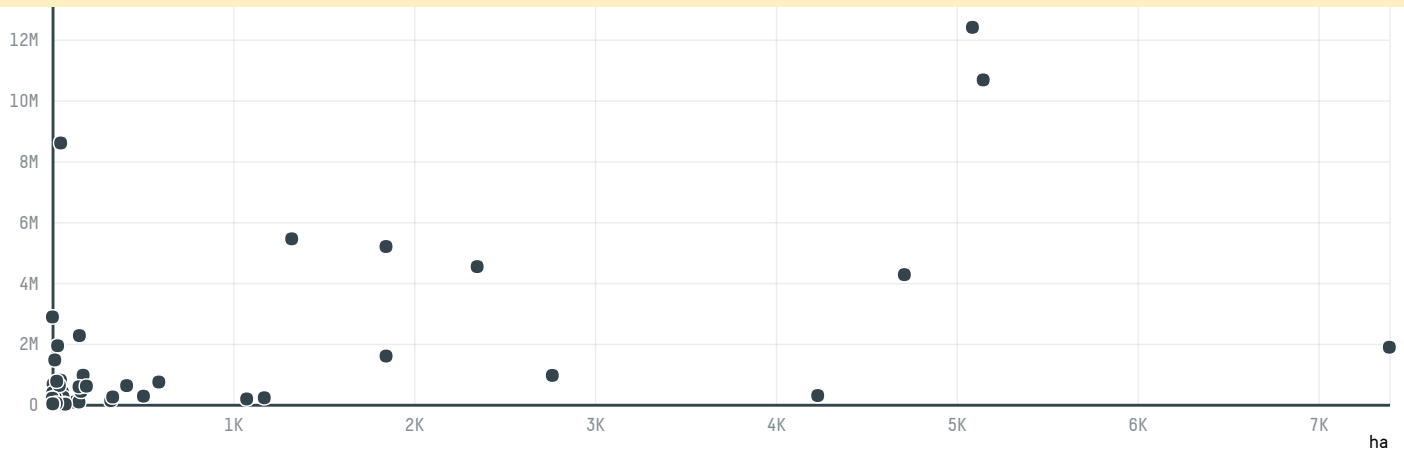


BIOME	SOY DEFORESTATION RISK
MATA ATLANTICA	N/A
PAMPA	N/A
Total	N/A

MUNICIPALITY	SOY DEFORESTATION RISK
SANTA BARBARA DO SUL	N/A
CARAZINHO	N/A
FORTALEZA DOS VALOS	N/A
RIO PARDO	N/A
CHAPADA	N/A
SANTO AUGUSTO	N/A
MANOEL VIANA	N/A
SANTA MARGARIDA DO SUL	N/A
SAO LUIZ GONZAGA	N/A
SANTANA DO LIVRAMENTO	N/A
Total	N/A

COMPARING COMPANIES EXPORTING SOY FROM BRAZIL IN 2018





Trase is a partnership between



In close collaboration with many others.

[Click for more information about our partners and funders.](#)

- Home**
 - Supply Chains**
 - Finance**
 - Insights**
- Resources
 - Data Tools
 - Explore
 - Yearbook
 - About
 - Profiles
 - Search
 - Collections
 - Logistics Maps
 - Watchlists
 - Publications
 - Downloads
 - Methodology
 - FAQs

Sign up for our Newsletter

[twitter link](#) [linkedin link](#)

[Terms of use](#) • [Privacy policy](#) • [Cookie policy](#)

[Gordon and Betty Moore Foundation](#)

[Norway's International Climate and Forest Initiative \(NICFI\)](#)

[Good growth partnership](#)