



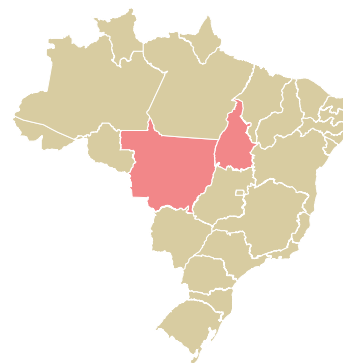
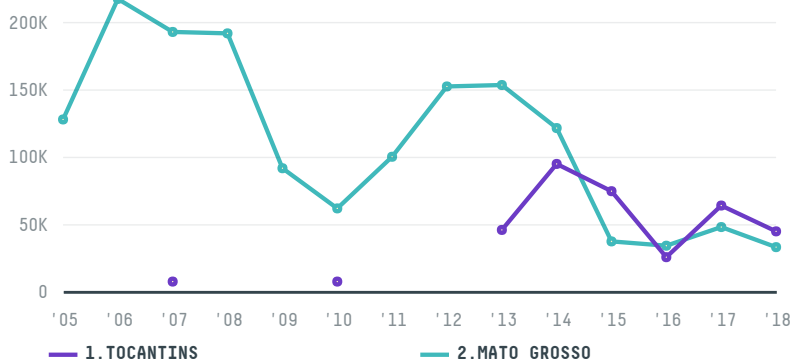
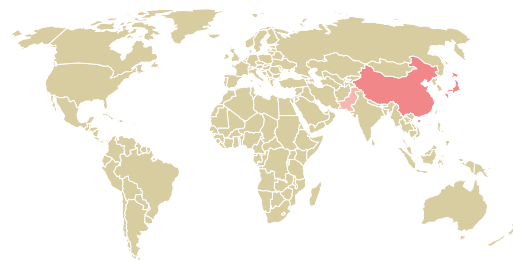
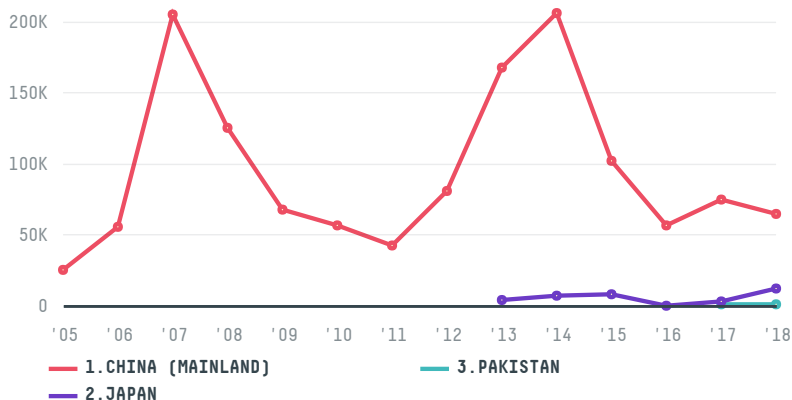
# trase

## AGRILEX LIMITED

ACTIVITY: **Importer**  
COMMODITY: **Soy**  
COUNTRY: **Brazil**  
YEAR: **2018**

AGRILEX LIMITED was the 37th largest importer of soy from BRAZIL in 2018, accounting for 78 thousand tons. This is a 53% decrease vs the previous year. As an importer, AGRILEX LIMITED sources from 7 municipalities, or 0% of the soy production municipalities. The main destination of the soy imported by AGRILEX LIMITED is CHINA (MAINLAND), accounting for 83% of the total.

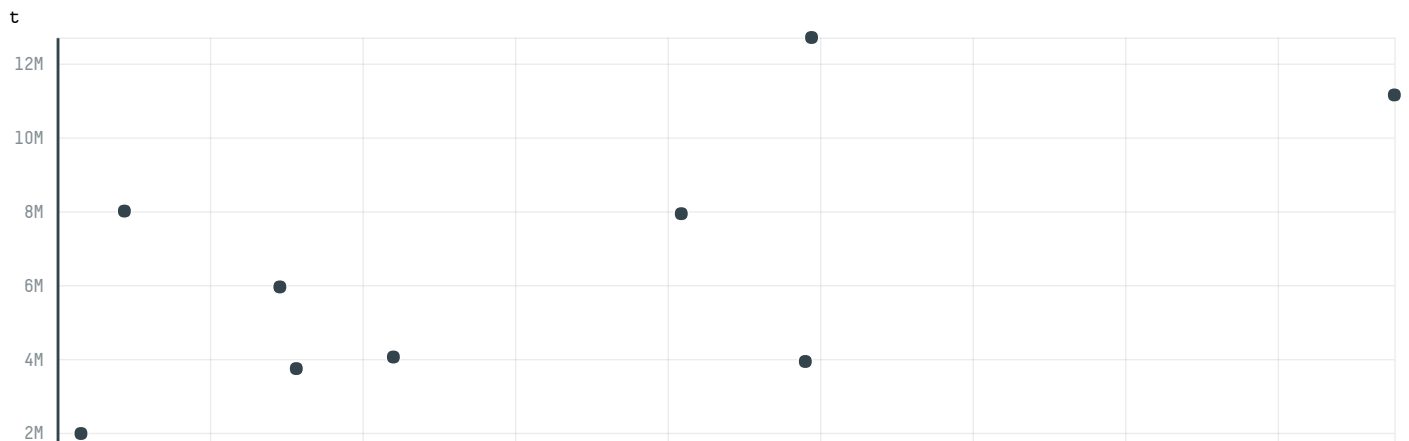
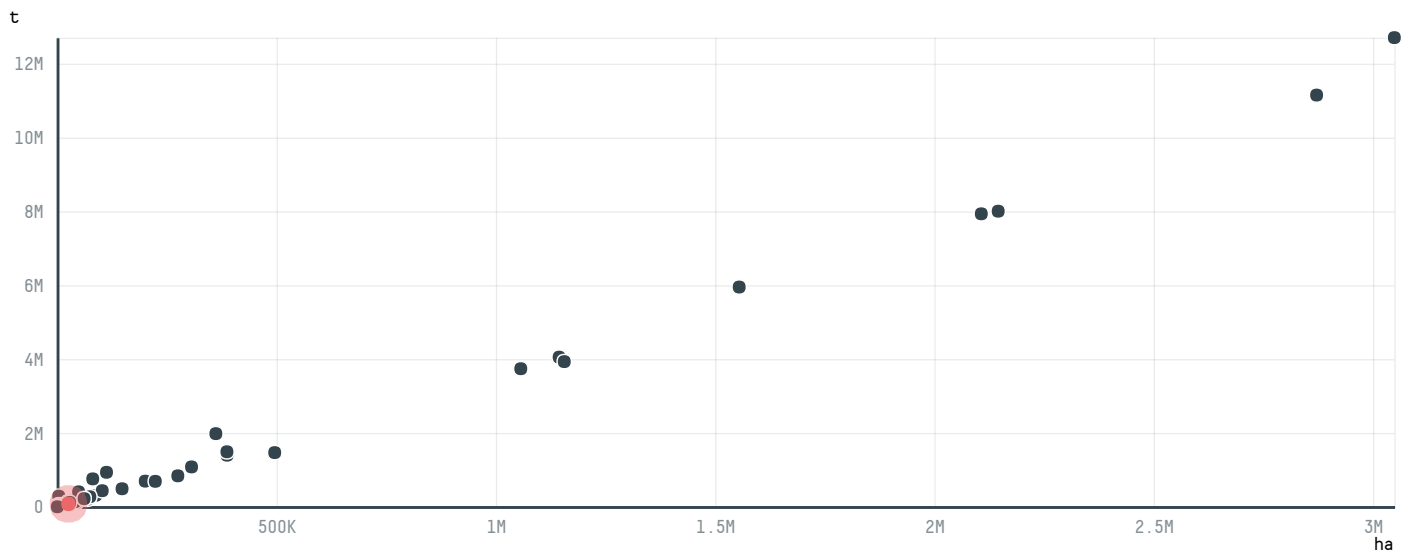
### TOP DESTINATION COUNTRIES OF SOY IMPORTED BY AGRILEX LIMITED:

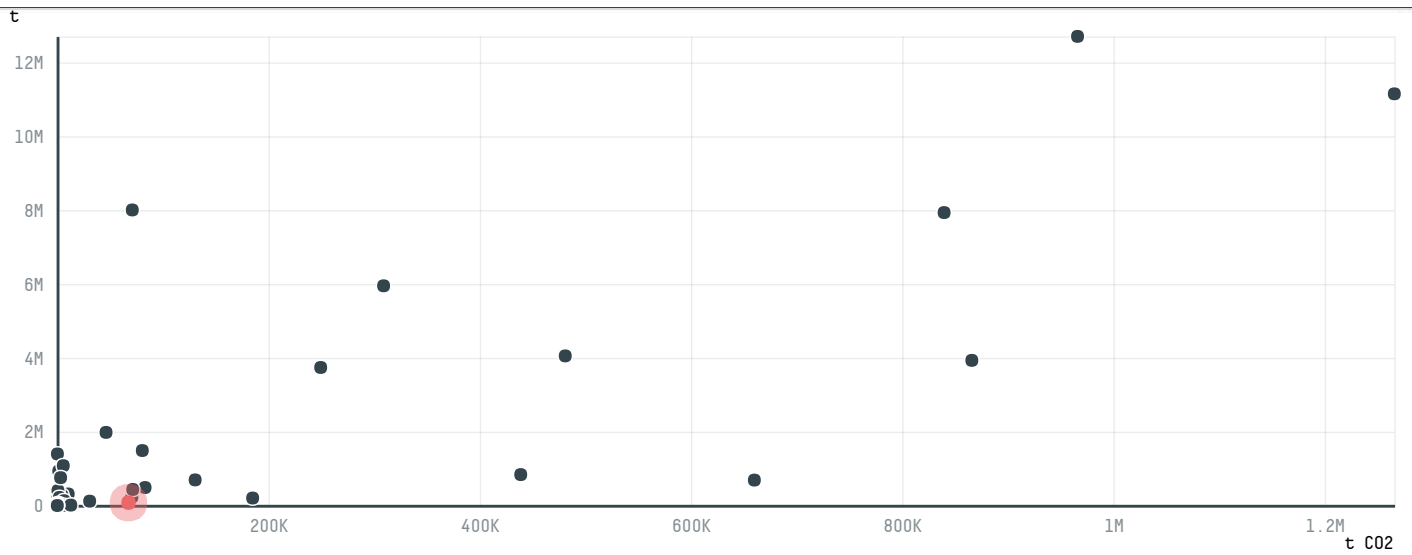


BIOME	SOY DEFORESTATION RISK
CERRADO	447.1ha
Total	447.1

MUNICIPALITY	SOY DEFORESTATION RISK
SORRISO	2.7ha
SILVANOPOLIS	183.1ha
CHAPADA DA NATIVIDADE	120ha
LUCAS DO RIO VERDE	1.3ha
MONTE DO CARMO	55.6ha
PORTO NACIONAL	76ha
NATIVIDADE	8.4ha
Total	447.1

#### COMPARING COMPANIES IMPORTING SOY FROM BRAZIL IN 2018






Trase is a partnership between

 Stockholm Environment Institute

 Global Canopy Programme

In collaboration with

 vizzuality

 The European Forest Institute

and many other organizations and individuals.

Donors

 The Global Environment Facility

 WWF

 Europe

 Gordon and Betty Moore Foundation

 The Nature Conservancy

 Department for International Development

 Formas

 Norway's International Climate and Forest Initiative (NICFI)

[Terms of Use](#) · [Privacy policy](#) · [Cookie policy](#) · [Contact us](#)

