



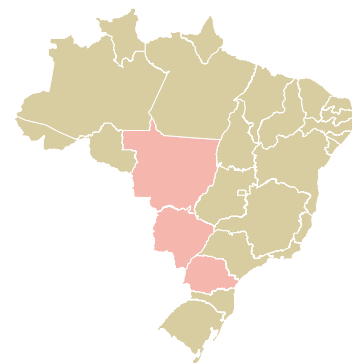
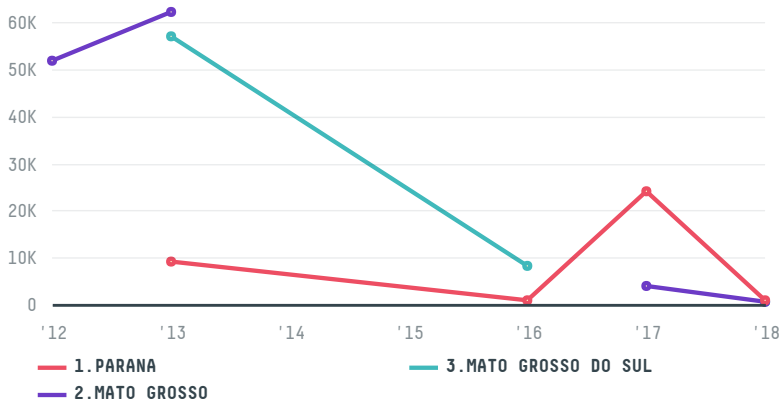
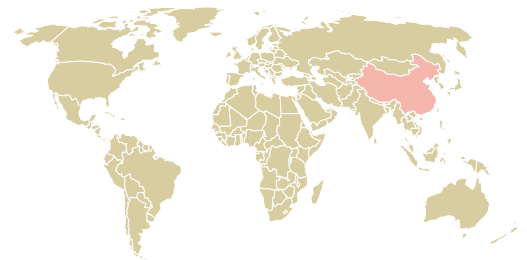
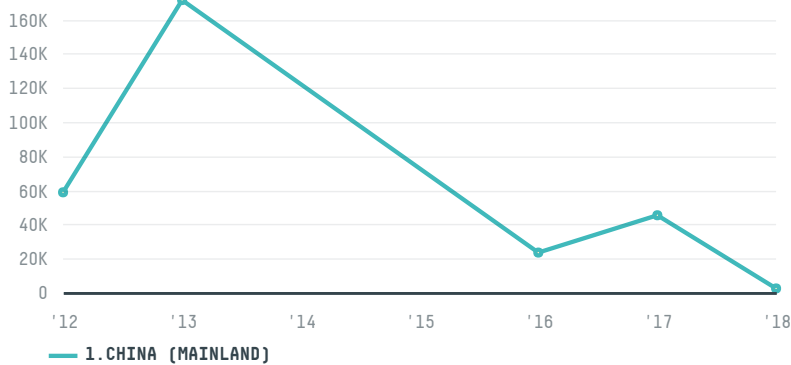
# trase

## SJC BIOENERGIA

ACTIVITY: **Exporter group**  
COMMODITY: **Soy**  
COUNTRY: **Brazil**  
YEAR: **2018**

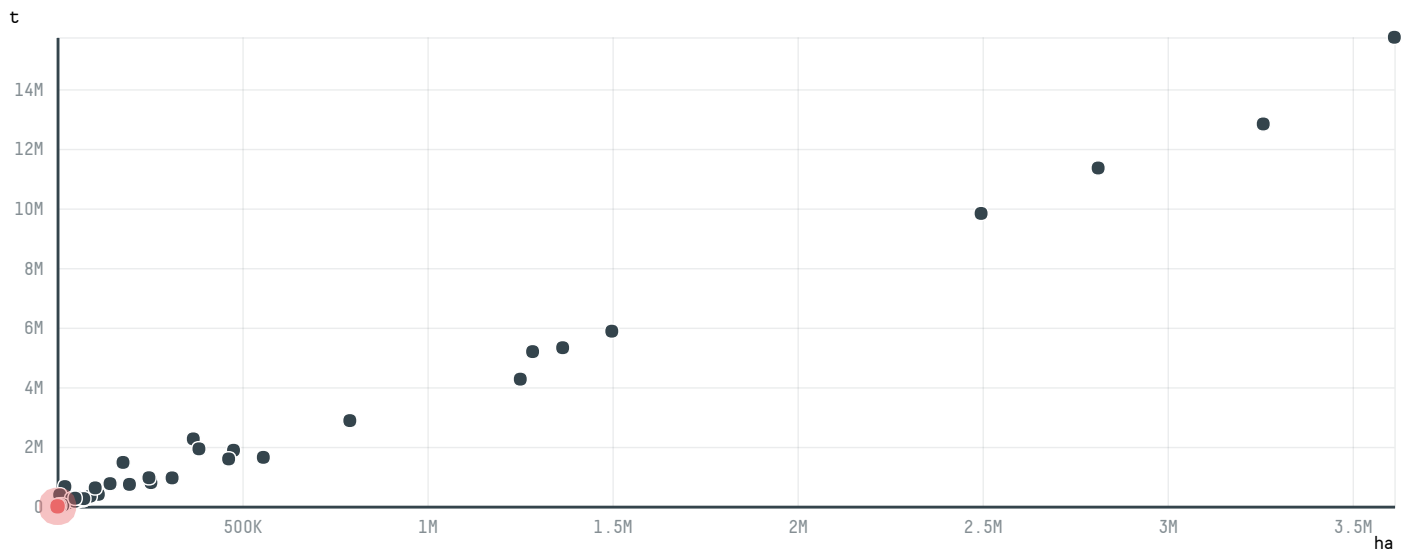
SJC BIOENERGIA was the 190th largest exporter of soy from BRAZIL in 2018, accounting for 3 thousand tons. This is a 96% decrease vs the previous year. As an exporter, SJC BIOENERGIA sources from 11 municipalities, or 0% of the soy production municipalities. The main destination of the soy exported by SJC BIOENERGIA is CHINA (MAINLAND), accounting for 100% of the total.

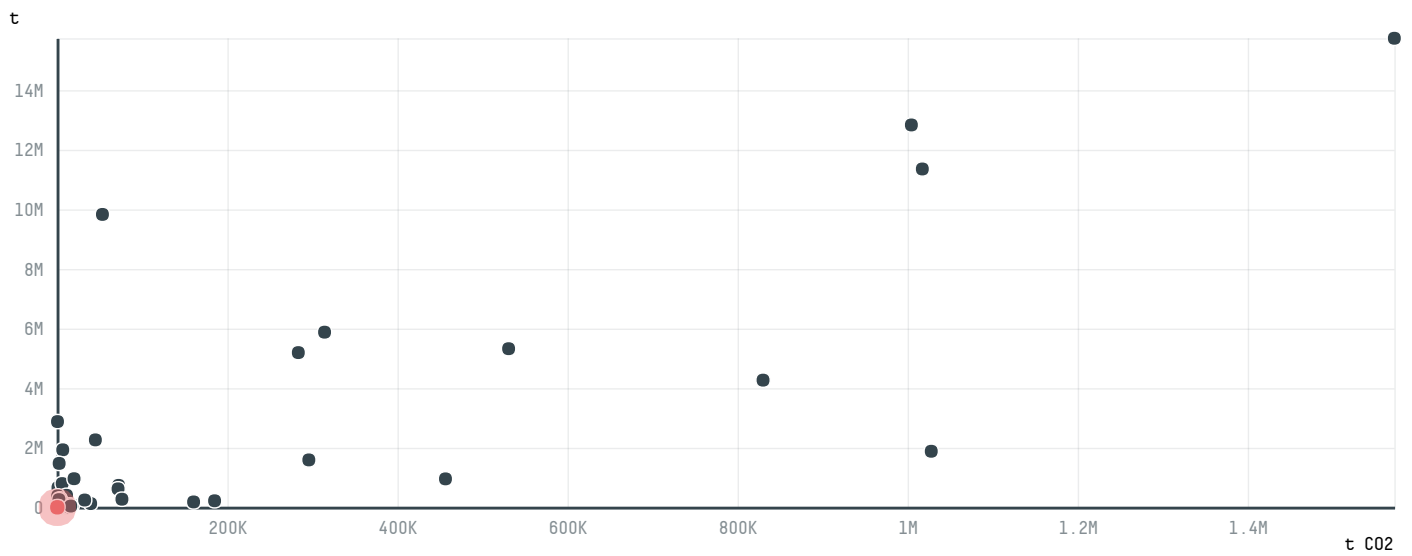
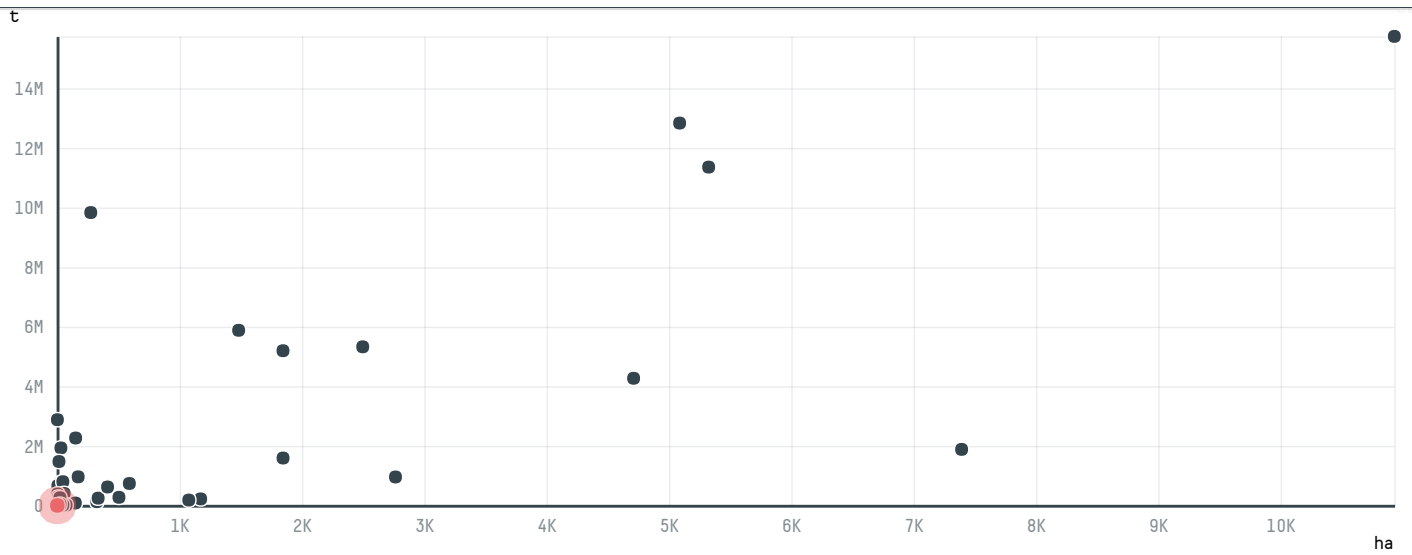
### TOP DESTINATION COUNTRIES OF SOY EXPORTED BY SJC BIOENERGIA:



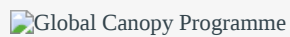
BIOME	SOY DEFORESTATION RISK
CERRADO	0.2ha
MATA ATLANTICA	N/A
MUNICIPALITY	SOY DEFORESTATION RISK
SANTO ANTONIO DO LESTE	0.2ha
FRANCISCO ALVES	N/A
CHAPADA DO SUL	0ha
PARAISO DAS AGUAS	0ha
FLORAI	N/A
PEABIRU	N/A
ANAHY	N/A
NOVO HORIZONTE DO SUL	N/A
ALTO ARAGUAIA	0ha
ALTO PARANA	N/A

#### COMPARING COMPANIES EXPORTING SOY FROM BRAZIL IN 2018





Trase is a partnership between





In collaboration with



and many other organizations and individuals.

Donors



[Terms of Use](#) · [Privacy policy](#) · [Cookie policy](#) · [Contact us](#)

This website uses cookies to provide you with an improved user experience. By continuing to browse this site, you consent to the use of cookies and similar technologies. Please visit our [privacy policy](#) for further details.

I AGREE

