



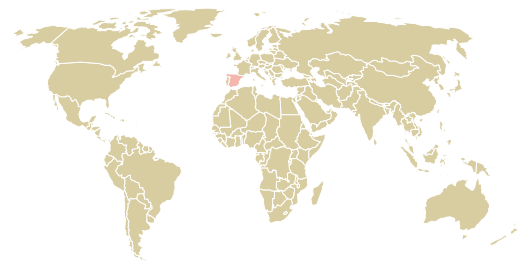

# trase

## BIO SOJA INDUSTRIAS QUIMICAS E BIOLÓGICAS LTDA.

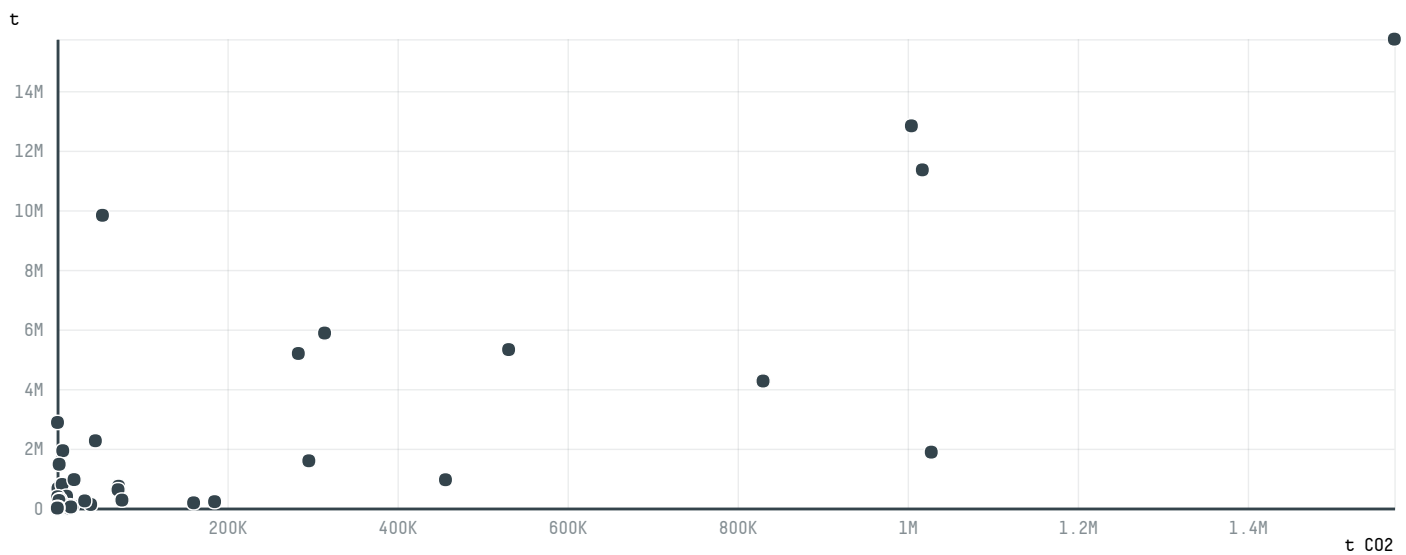
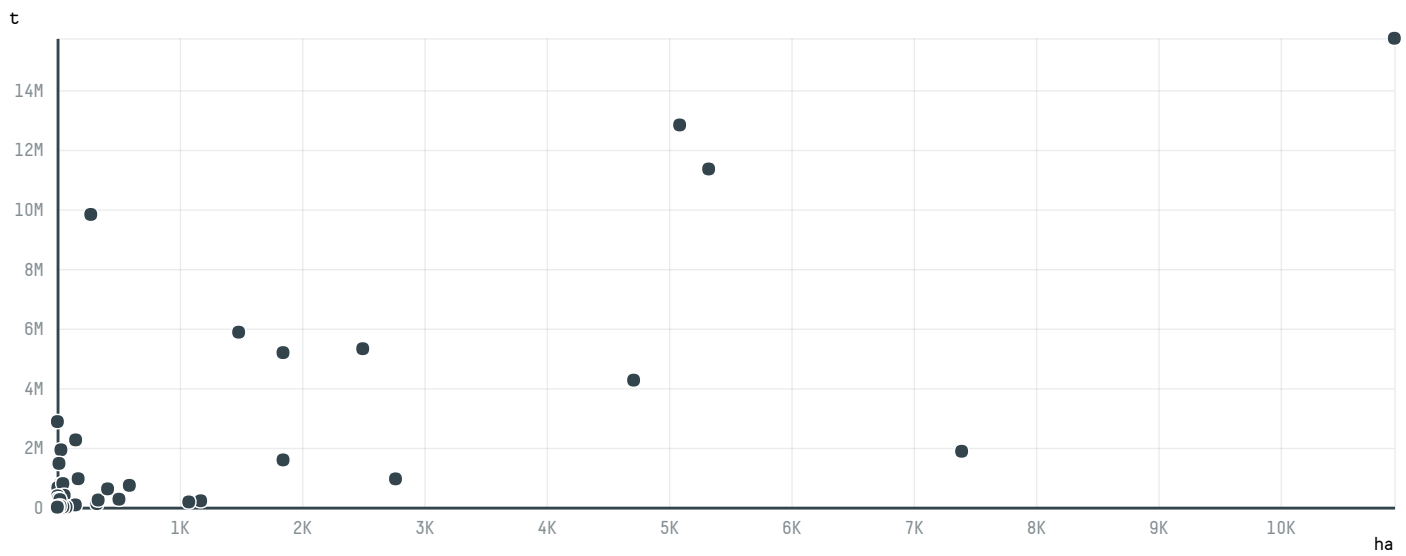
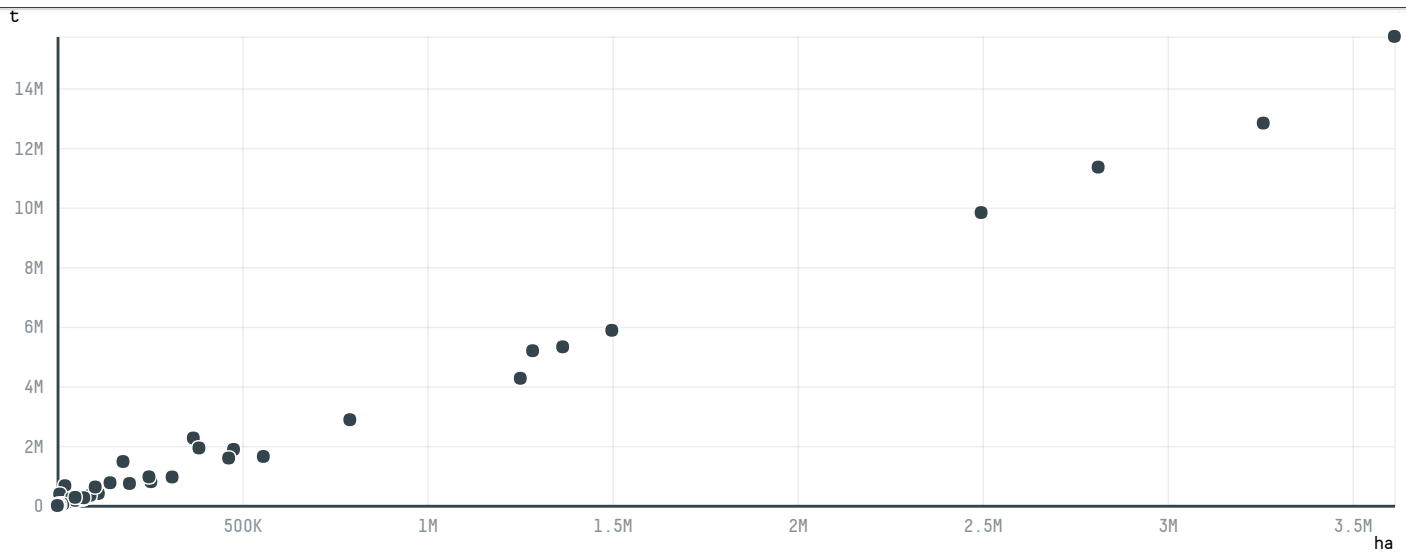
ACTIVITY: **Exporter group**    COMMODITY: **Soy**    COUNTRY: **Brazil**    YEAR: **2018**

BIO SOJA INDUSTRIAS QUIMICAS E BIOLÓGICAS LTDA. was the 177th largest exporter of soy from BRAZIL in 2018, accounting for 4 thousand tons. This is a 64% decrease vs the previous year. As an exporter, BIO SOJA INDUSTRIAS QUIMICAS E BIOLÓGICAS LTDA. sources from 1 municipalities, or 0% of the soy production municipalities. The main destination of the soy exported by BIO SOJA INDUSTRIAS QUIMICAS E BIOLÓGICAS LTDA. is SPAIN, accounting for 100% of the total.

### TOP DESTINATION COUNTRIES OF SOY EXPORTED BY BIO SOJA INDUSTRIAS QUIMICAS E BIOLÓGICAS LTDA. :



### COMPARING COMPANIES EXPORTING SOY FROM BRAZIL IN 2018



Trase is a partnership between


In collaboration with

Donors

 The Global Environment Facility

This website uses cookies to provide you with an improved user experience. By continuing to browse this site, you consent to the use of cookies and similar technologies. Please visit our [privacy policy](#) for further details.

I AGREE

 Global Canopy Programme

 The European Forest Institute


 Gordon and Betty Moore Foundation

 The Nature Conservancy

and many other organizations and individuals.

 Department for International Development

 Formas

 Norway's International Climate and Forest Initiative (NICFI)

[Terms of Use](#) · [Privacy policy](#) · [Cookie policy](#) · [Contact us](#)

This website uses cookies to provide you with an improved user experience. By continuing to browse this site, you consent to the use of cookies and similar technologies. Please visit our [privacy policy](#) for further details.

I AGREE