



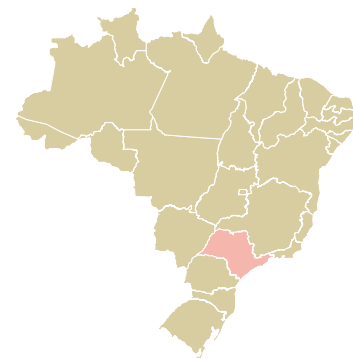
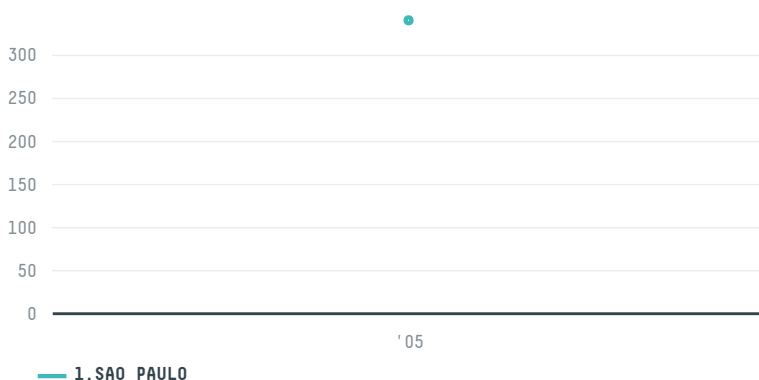
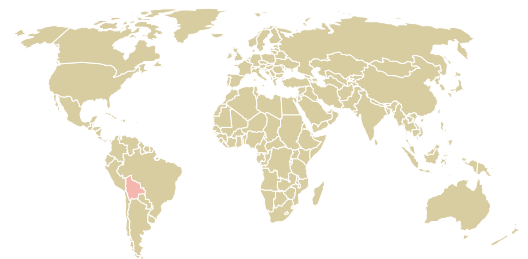
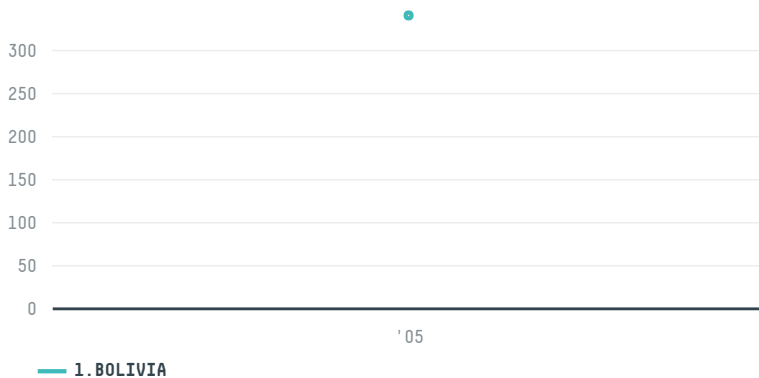
# trase

## GELCI NATAL MATZENBACHER

ACTIVITY: **Exporter group**  
COMMODITY: **Soy**  
COUNTRY: **Brazil**  
YEAR: **2005**

GELCI NATAL MATZENBACHER was the 262nd largest exporter of soy from BRAZIL in 2005, accounting for 340 tons. As an exporter, GELCI NATAL MATZENBACHER sources from 1 municipalities, or 0% of the soy production municipalities. The main destination of the soy exported by GELCI NATAL MATZENBACHER is BOLIVIA, accounting for 100% of the total.

### TOP DESTINATION COUNTRIES OF SOY EXPORTED BY GELCI NATAL MATZENBACHER:



BIOME

SOY DEFORESTATION RISK

CERRADO

N/A

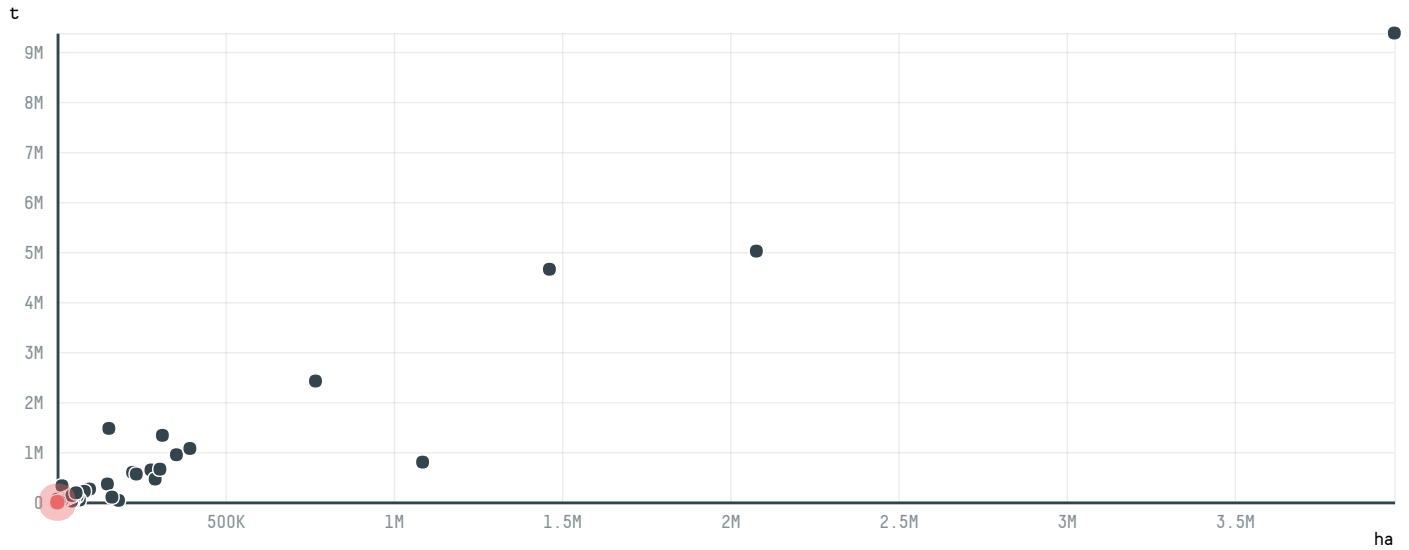
MUNICIPALITY

SOY DEFORESTATION RISK

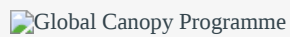
SERRA AZUL

N/A

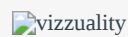
### COMPARING COMPANIES EXPORTING SOY FROM BRAZIL IN 2005



Trase is a partnership between



In collaboration with



and many other organizations and individuals.

Donors



[Terms of Use](#) · [Privacy policy](#) · [Cookie policy](#) · [Contact us](#)

This website uses cookies to provide you with an improved user experience. By continuing to browse this site, you consent to the use of cookies and similar technologies. Please visit our [privacy policy](#) for further details.

I AGREE

