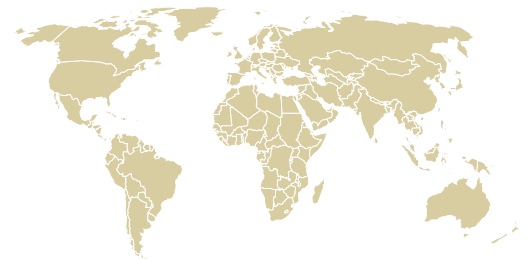


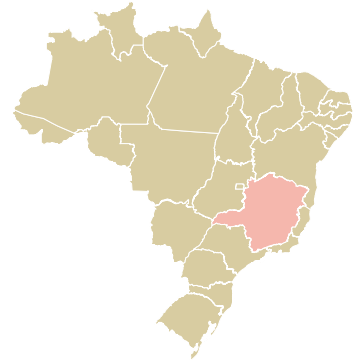

# ATLANTICA EXPORTACAO E IMPORTACAO

ACTIVITY: **Exporter**    COMMODITY: **Soy**    COUNTRY: **Brazil**    YEAR: **2005**

ATLANTICA EXPORTACAO E IMPORTACAO was the 211th largest exporter of soy from BRAZIL in 2005, accounting for 1 thousand tons. This is a 34% decrease vs the previous year. As an exporter, ATLANTICA EXPORTACAO E IMPORTACAO sources from 5 municipalities, or 0% of the soy production municipalities. The main destination of the soy exported by ATLANTICA EXPORTACAO E IMPORTACAO is NETHERLANDS, accounting for 100% of the total.

## TOP DESTINATION COUNTRIES OF SOY EXPORTED BY ATLANTICA EXPORTACAO E IMPORTACAO:

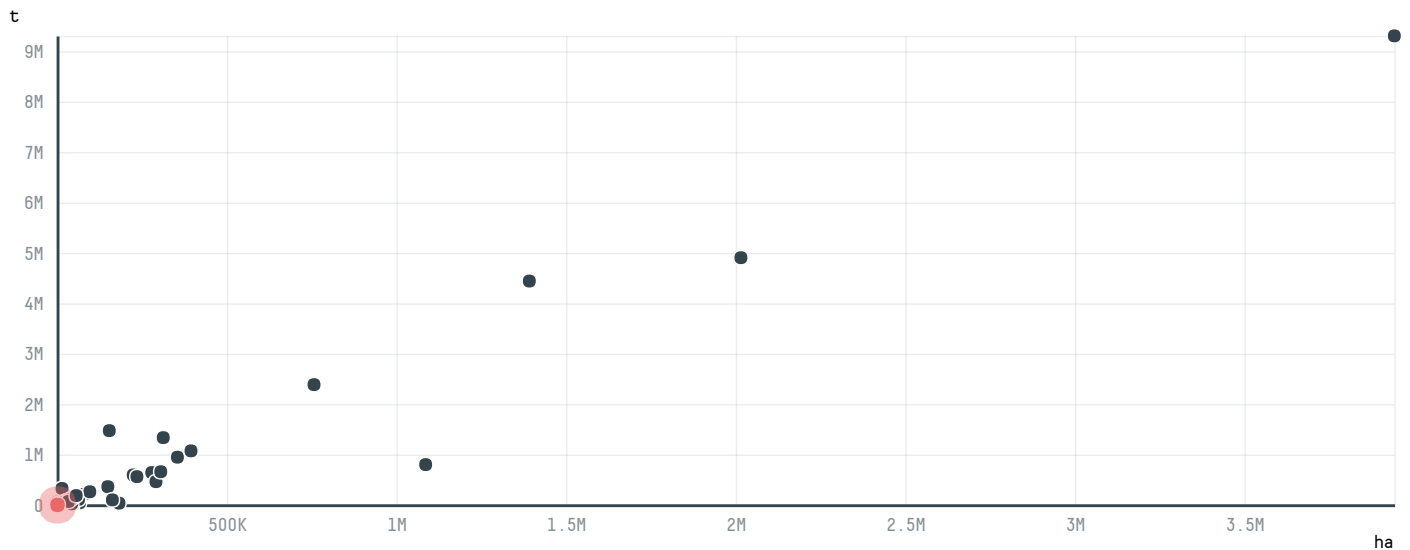




BIOME	SOY DEFORESTATION RISK
CERRADO	N/A
Total	N/A

MUNICIPALITY	SOY DEFORESTATION RISK
TRES MARIAS	N/A
MORADA NOVA DE MINAS	N/A
PAPAGAIOS	N/A
MARTINHO CAMPOS	N/A
SETE LAGOAS	N/A
Total	N/A

### COMPARING COMPANIES EXPORTING SOY FROM BRAZIL IN 2005



Institute

Global Canopy  
Programme

In close collaboration with many others.

[Click for more information about our partners and funders.](#)

## Home

Resources

About

## Supply Chains

Data Tools

Profiles

Logistics Maps

Downloads

## Finance

Explore

Search

Watchlists

Methodology

FAQs

## Insights

Yearbook

Collections

Publications

## Sign up for our Newsletter

Enter your email...



[twitter link](#) [linkedin link](#)

[Terms of use](#) • [Privacy policy](#) • [Cookie policy](#)

[Gordon and Betty Moore Foundation](#)

[Norway's International Climate and Forest Initiative \(NICFI\)](#)

[Good growth partnership](#)