



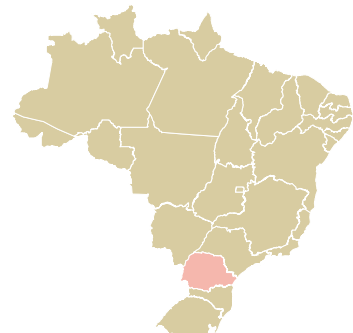
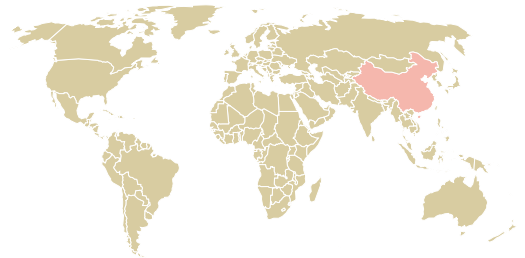

trase

LEONILDO MARQUES DE LIMA EIRELI

ACTIVITY: **Exporter**
COMMODITY: **Soy**
COUNTRY: **Brazil**
YEAR: **2016**

LEONILDO MARQUES DE LIMA EIRELI was the 221st largest exporter of soy from BRAZIL in 2016, accounting for 1 thousand tons. This is a 455% increase vs the previous year. As an exporter, LEONILDO MARQUES DE LIMA EIRELI sources from 1 municipalities, or 0% of the soy production municipalities. The main destination of the soy exported by LEONILDO MARQUES DE LIMA EIRELI is China (mainland), accounting for 100% of the total.

TOP DESTINATION COUNTRIES OF SOY EXPORTED BY LEONILDO MARQUES DE LIMA EIRELI:



BIOME

SOY DEFORESTATION RISK

MATA ATLANTICA

0.1ha

Total

0.1

MUNICIPALITY

SOY DEFORESTATION RISK

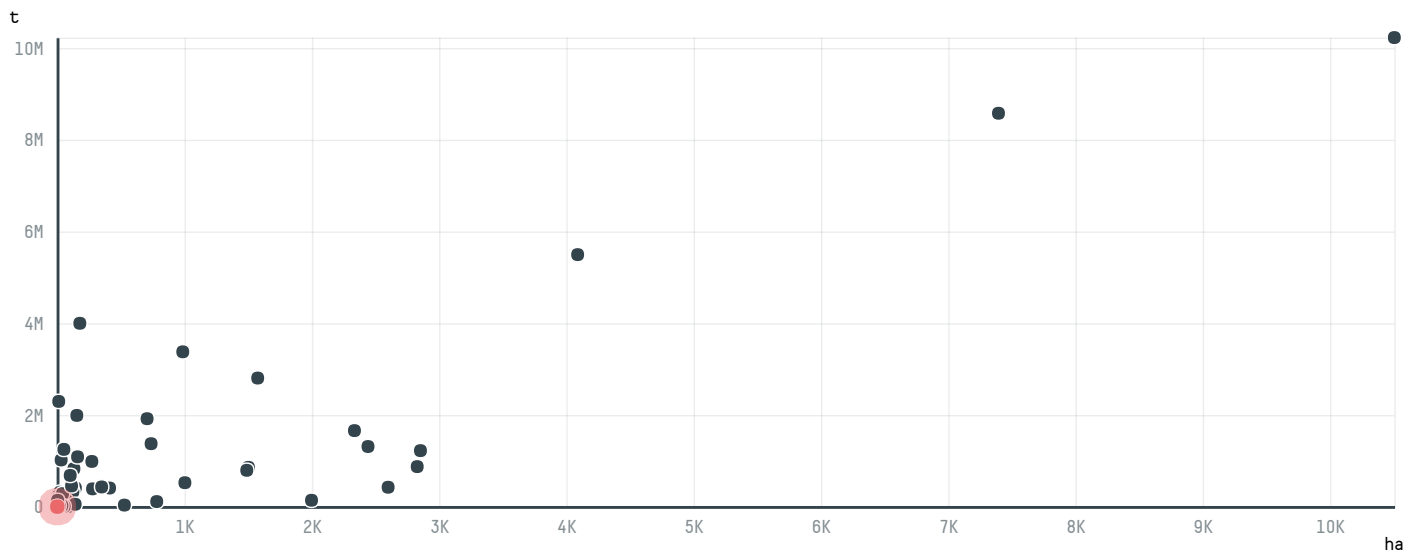
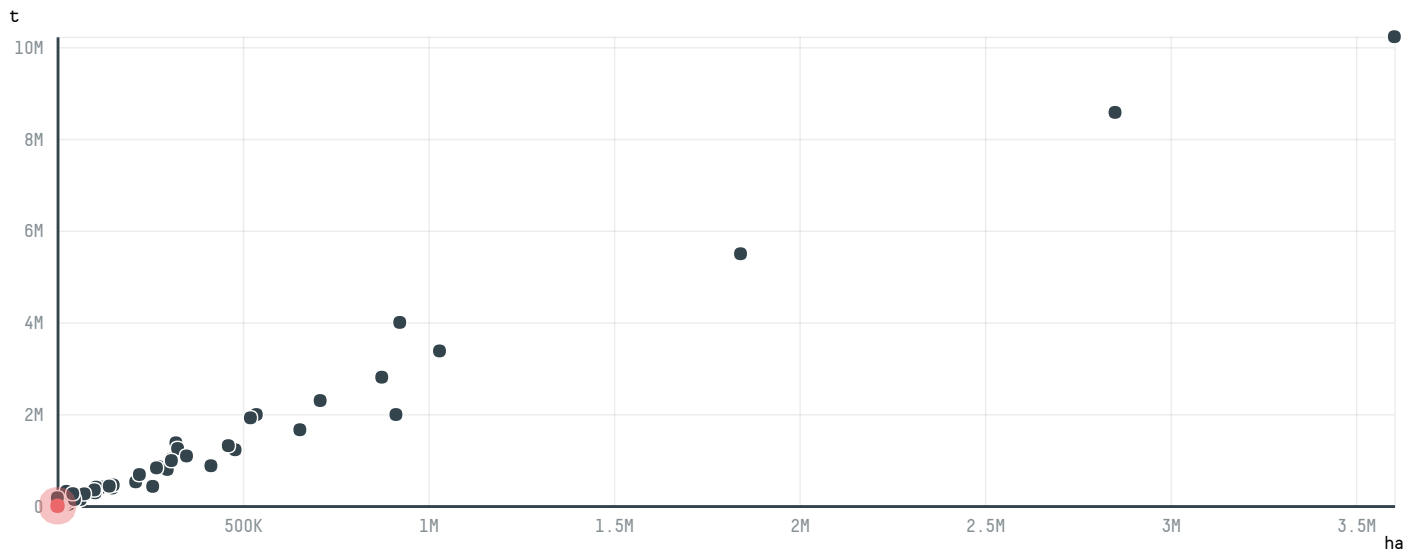
PORECATU

0.1ha

Total

0.1

COMPARING COMPANIES EXPORTING SOY FROM BRAZIL IN 2016



Trase is a partnership between

In collaboration with

Donors

This website uses cookies to provide you with an improved user experience. By continuing to browse this site, you consent to the use of cookies and similar technologies. Please visit our [privacy policy](#) for further details.

I AGREE

 Global Canopy Programme

 The European Forest Institute

 Gordon and Betty Moore Foundation

 The Nature Conservancy

and many other organizations and individuals.

 Department for International Development

 Formas

 Norway's International Climate and Forest Initiative (NICFI)

[Terms of Use](#) · [Privacy policy](#) · [Cookie policy](#) · [Contact us](#)