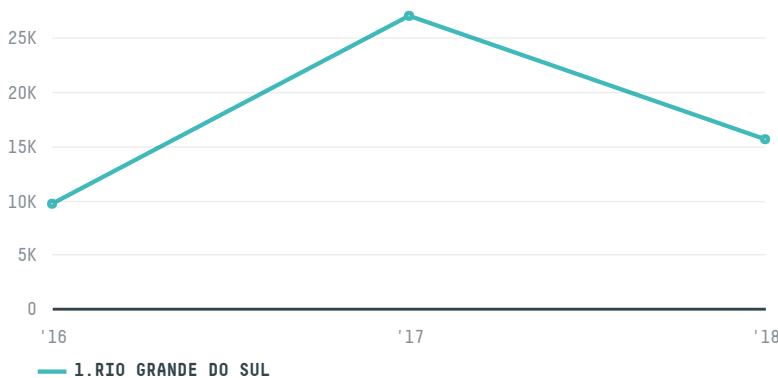
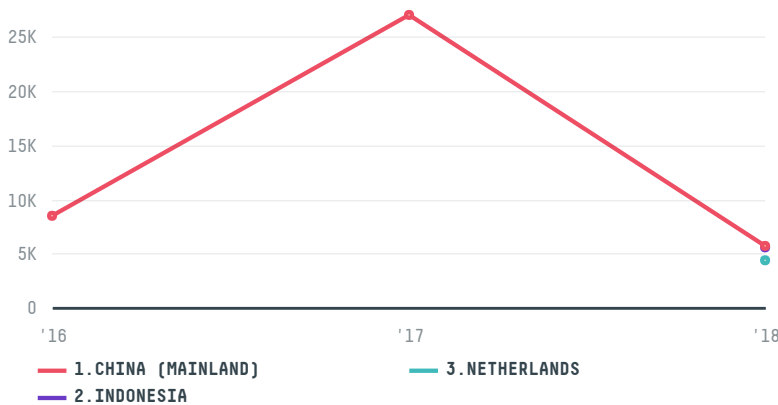


SOLAR COMERCIO E AGROINDUSTRIA

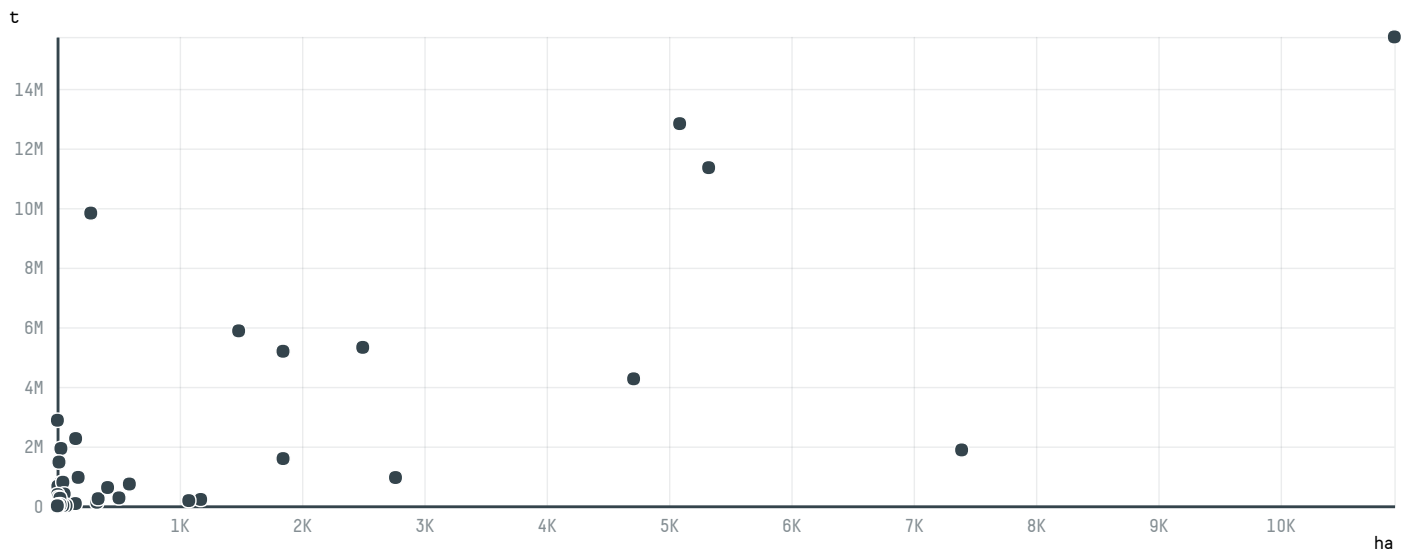
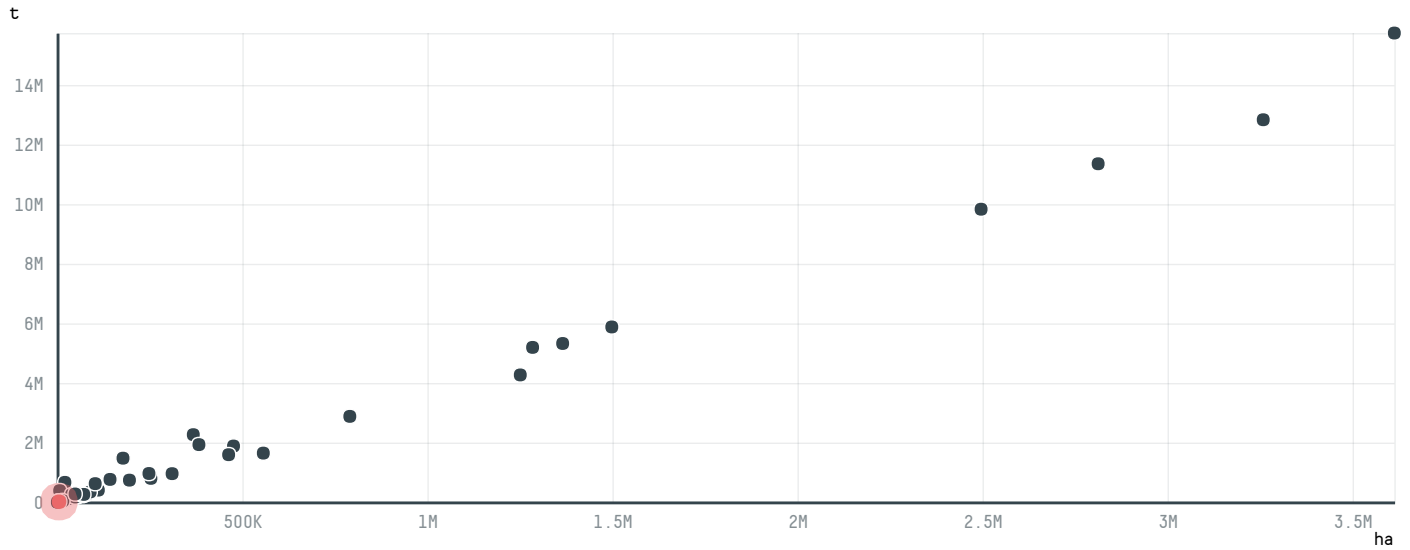
ACTIVITY: Exporter group
 COMMODITY: Soy
 COUNTRY: Brazil
 YEAR: 2018

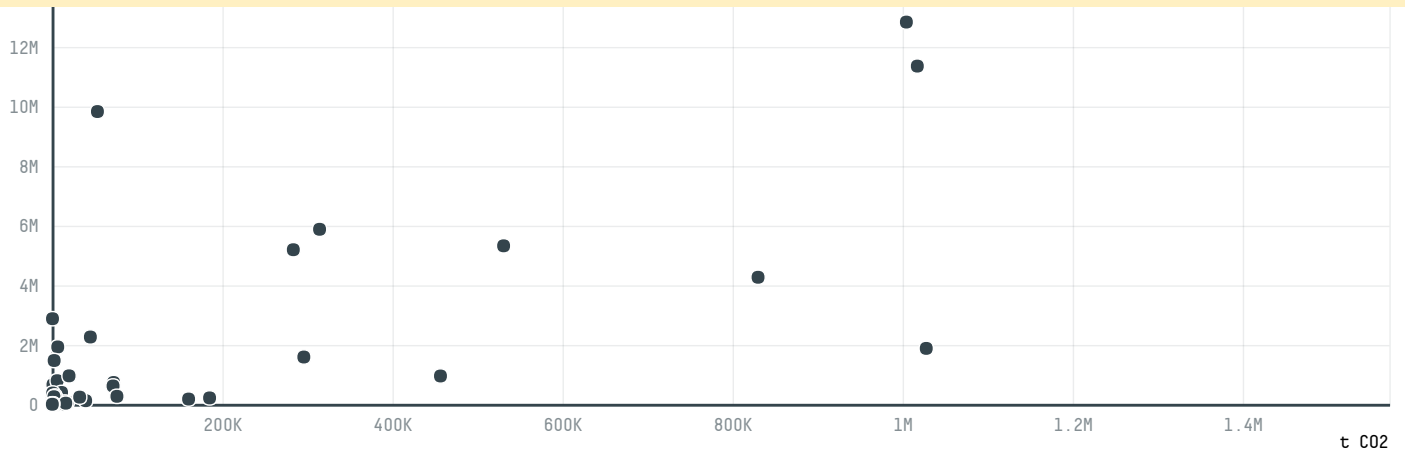
SOLAR COMERCIO E AGROINDUSTRIA was the 118th largest exporter of soy from BRAZIL in 2018, accounting for 16 thousand tons. This is a 42% decrease vs the previous year. As an exporter, SOLAR COMERCIO E AGROINDUSTRIA sources from 1 municipalities, or 0% of the soy production municipalities. The main destination of the soy exported by SOLAR COMERCIO E AGROINDUSTRIA is CHINA (MAINLAND), accounting for 37% of the total.

TOP DESTINATION COUNTRIES OF SOY EXPORTED BY SOLAR COMERCIO E AGROINDUSTRIA:



COMPARING COMPANIES EXPORTING SOY FROM BRAZIL IN 2018





Trase is a partnership between



In close collaboration with many others.

[Click for more information about our partners and funders.](#)

- Home**
- Supply Chains**
- Finance**
- Insights**
- Resources
- Data Tools
- Explore
- Yearbook
- About
- Profiles
- Search
- Collections
- Logistics Maps
- Watchlists
- Publications
- Downloads
- Methodology
- FAQs

Sign up for our Newsletter

[twitter link](#) [linkedin link](#)

[Terms of use](#) • [Privacy policy](#) • [Cookie policy](#)

[Gordon and Betty Moore Foundation](#)

[Norway's International Climate and Forest Initiative \(NICFI\)](#)

[Good growth partnership](#)

