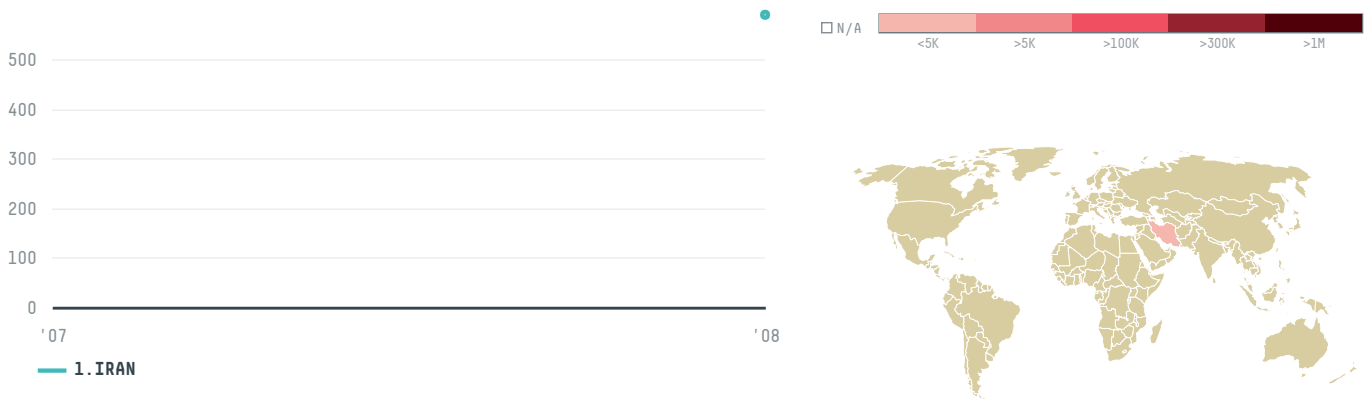


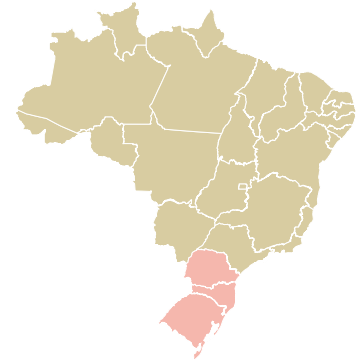
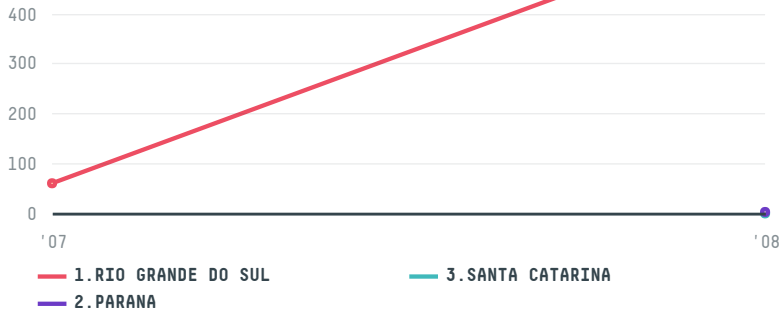
# NATURAL WORLD EXPORT IMPORT GMBH

ACTIVITY: **Importer**    COMMODITY: **Soy**    COUNTRY: **Brazil**    YEAR: **2008**

NATURAL WORLD EXPORT IMPORT GMBH was the 95th largest importer of soy from BRAZIL in 2008, accounting for 590 tons. This is a 893% increase vs the previous year. As an importer, NATURAL WORLD EXPORT IMPORT GMBH sources from 96 municipalities, or 5% of the soy production municipalities. The main destination of the soy imported by NATURAL WORLD EXPORT IMPORT GMBH is IRAN, accounting for 100% of the total.

## TOP DESTINATION COUNTRIES OF SOY IMPORTED BY NATURAL WORLD EXPORT IMPORT GMBH:

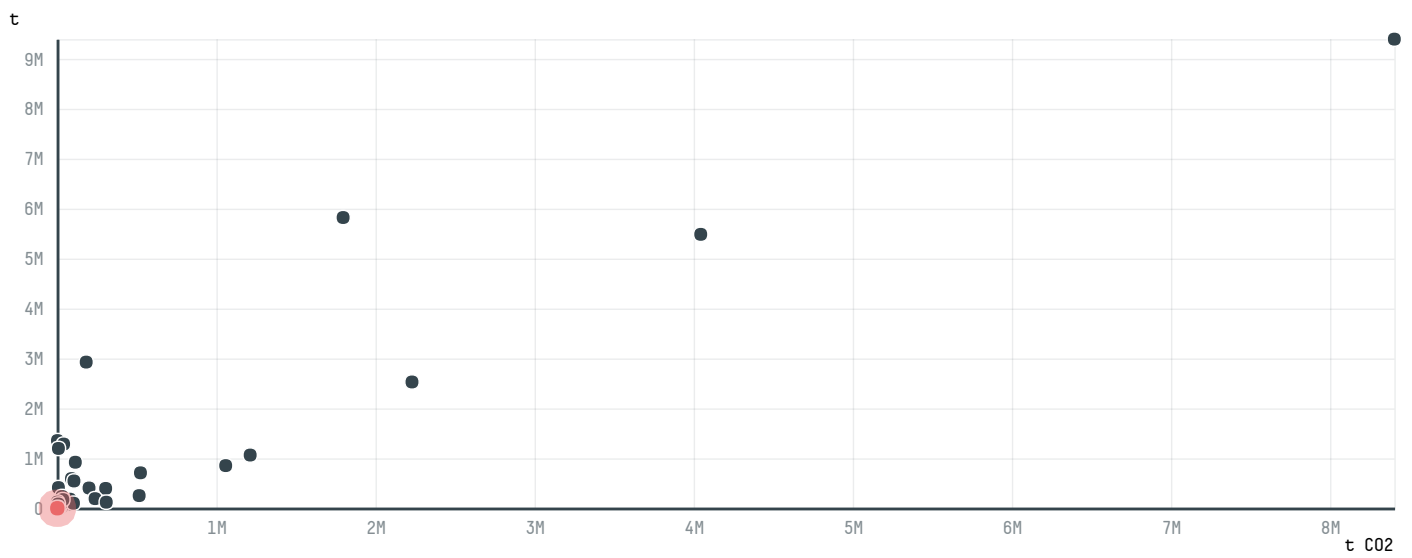
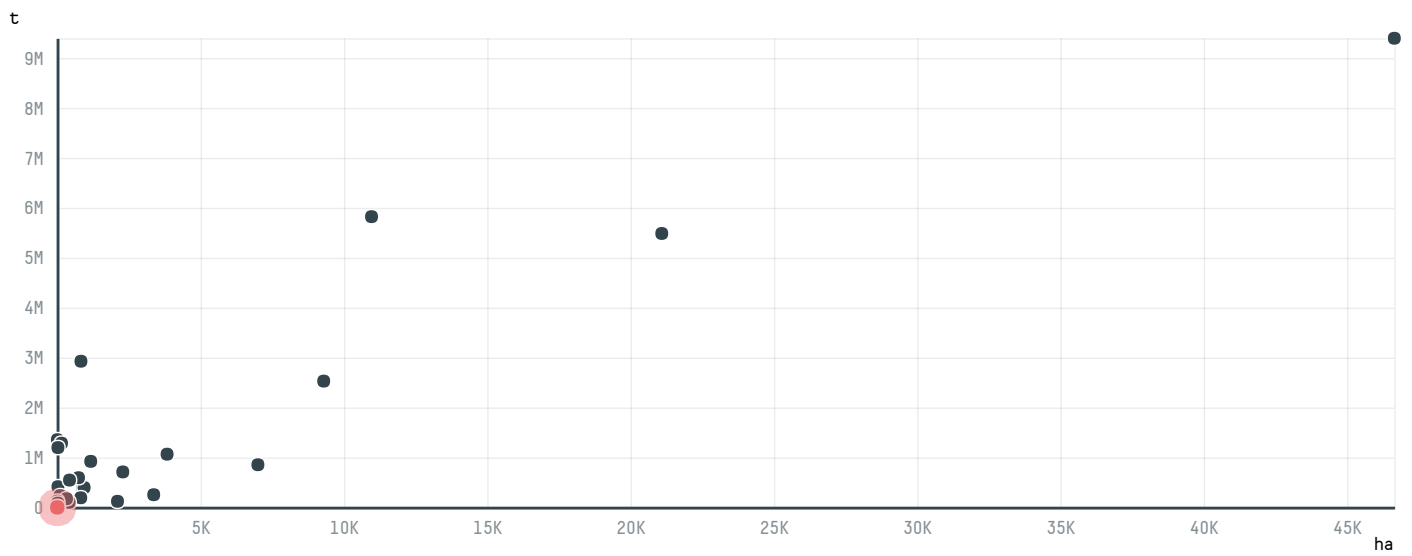
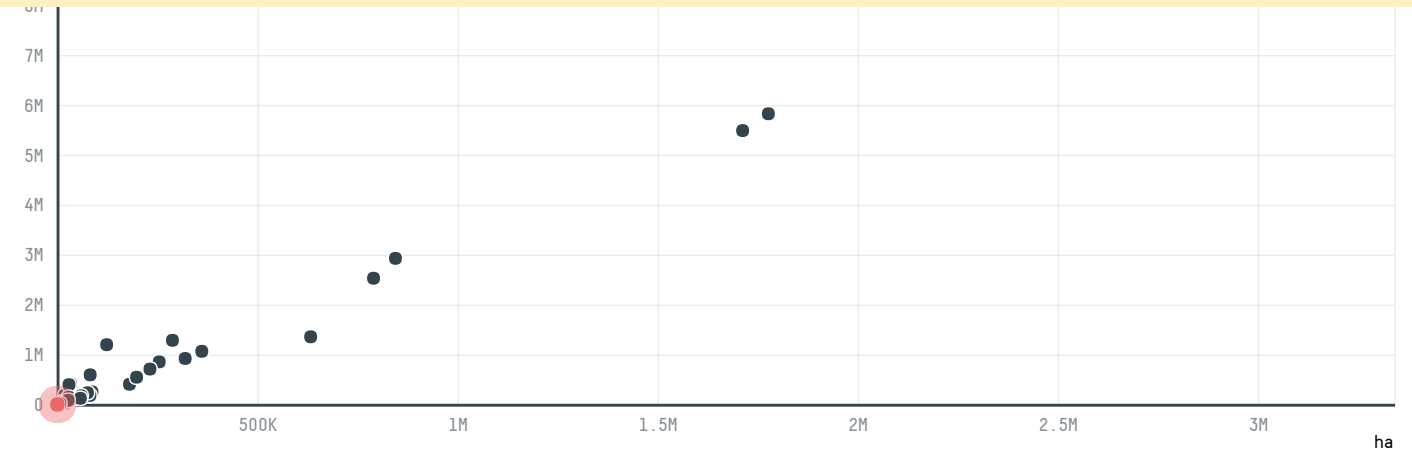





BIOME	SOY DEFORESTATION RISK
MATA ATLANTICA	0 ha
PAMPA	N/A
Total	0

MUNICIPALITY	SOY DEFORESTATION RISK
SANTA BARBARA DO SUL	N/A
CHAPADA	0 ha
BOA VISTA DO CADEADO	N/A
SAO MIGUEL DAS MISSOES	N/A
ESPUMOSO	N/A
CRUZ ALTA	N/A
SANTO AUGUSTO	0 ha
FORTALEZA DOS VALOS	N/A
ROSARIO DO SUL	N/A
DOM PEDRITO	N/A
Total	0

#### COMPARING COMPANIES IMPORTING SOY FROM BRAZIL IN 2008



Trase is a partnership between

This website uses cookies to provide you with an improved user experience. By continuing to browse this site, you consent to the use of cookies and similar technologies. Please visit our [privacy policy](#) for further details.

I understand

## Home

Resources

About

## Supply Chains

Data Tools

Profiles

Logistics Maps

Downloads

## Finance

Explore

Search

Watchlists

Methodology

FAQs

## Insights

Yearbook

Collections

Publications

### Sign up for our Newsletter



[twitter link](#) [linkedin link](#)

[Terms of use](#) • [Privacy policy](#) • [Cookie policy](#)

[Gordon and Betty Moore Foundation](#)

[Norway's International Climate and Forest Initiative \(NICFI\)](#)

[Good growth partnership](#)