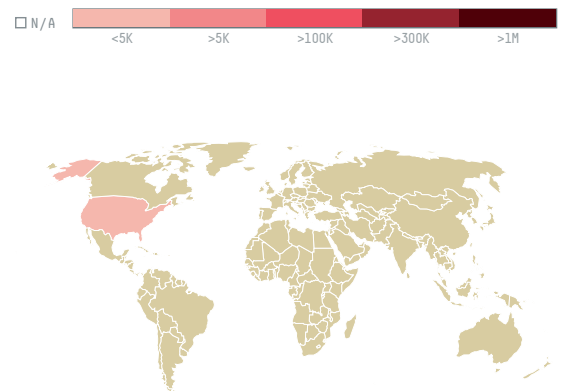


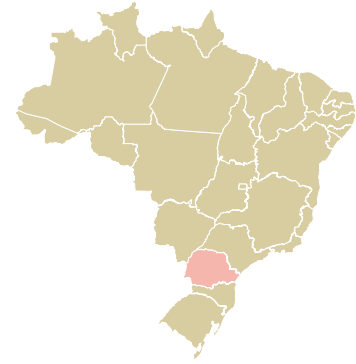
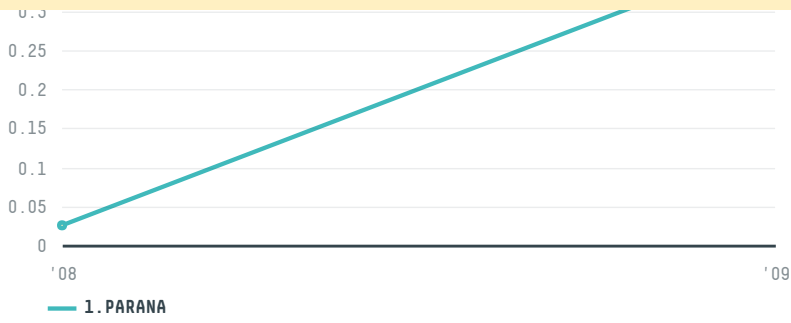
# AMAFIL INDUSTRIA E COMERCIO DE ALIMENTOS

ACTIVITY: **Exporter**    COMMODITY: **Soy**    COUNTRY: **Brazil**    YEAR: **2009**

AMAFIL INDUSTRIA E COMERCIO DE ALIMENTOS was the 218th largest exporter of soy from BRAZIL in 2009, accounting for 0 tons. This is a 1400% increase vs the previous year. As an exporter, AMAFIL INDUSTRIA E COMERCIO DE ALIMENTOS sources from 1 municipalities, or 0% of the soy production municipalities. The main destination of the soy exported by AMAFIL INDUSTRIA E COMERCIO DE ALIMENTOS is UNITED STATES, accounting for 100% of the total.

## TOP DESTINATION COUNTRIES OF SOY EXPORTED BY AMAFIL INDUSTRIA E COMERCIO DE ALIMENTOS:

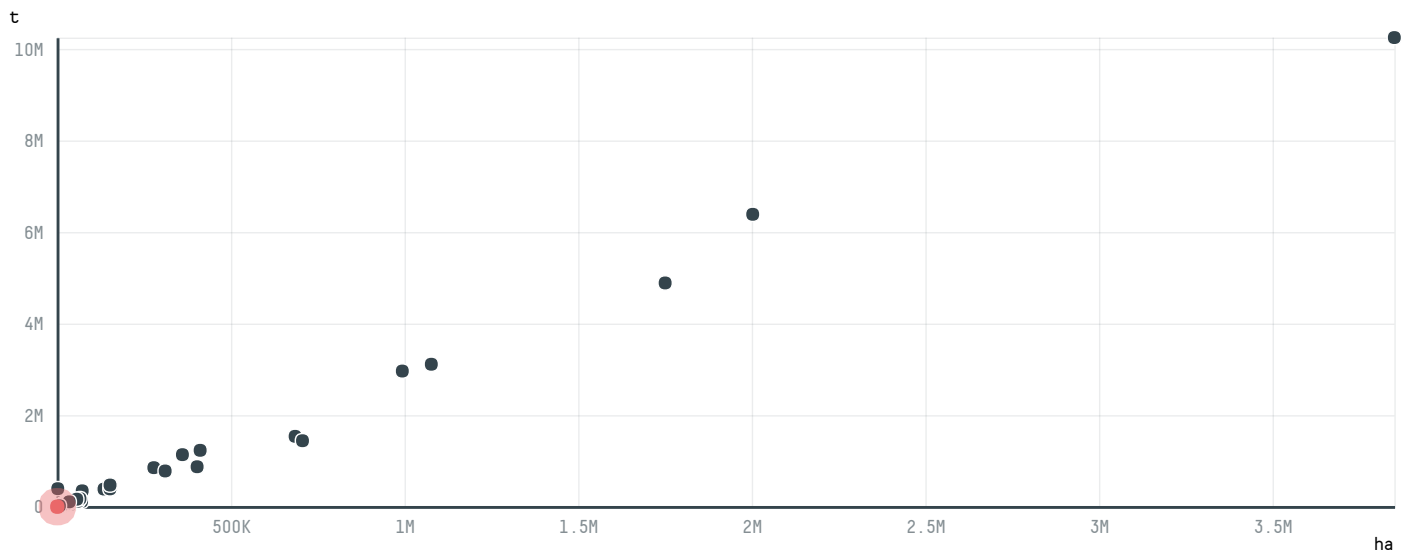


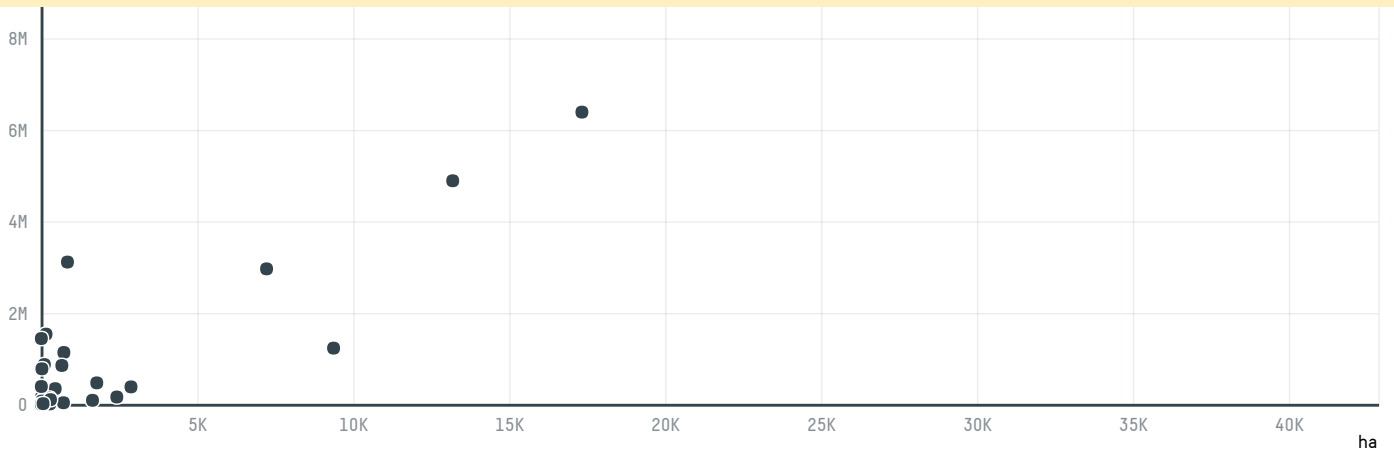


BIOME	SOY DEFORESTATION RISK
MATA ATLANTICA	N/A
Total	N/A


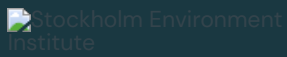
MUNICIPALITY	SOY DEFORESTATION RISK
CIANORTE	N/A
Total	N/A

### COMPARING COMPANIES EXPORTING SOY FROM BRAZIL IN 2009





Trase is a partnership between



In close collaboration with many others.

[Click for more information about our partners and funders.](#)

- Home**
  - Supply Chains**
  - Finance**
  - Insights**
- Resources
  - Data Tools
  - Explore
  - Yearbook
  - About
  - Profiles
  - Search
  - Collections
  - Logistics Maps
  - Watchlists
  - Publications
  - Downloads
  - Methodology
  - FAQs

### Sign up for our Newsletter

[twitter link](#) [linkedin link](#)

[Terms of use](#) • [Privacy policy](#) • [Cookie policy](#)

[Gordon and Betty Moore Foundation](#)

[Norway's International Climate and Forest Initiative \(NICFI\)](#)

[Good growth partnership](#)