



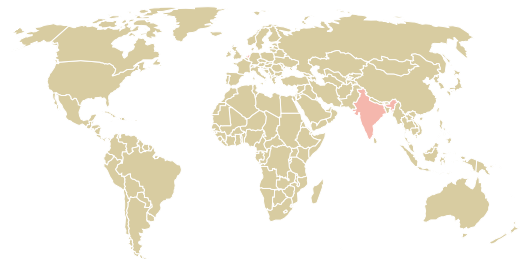
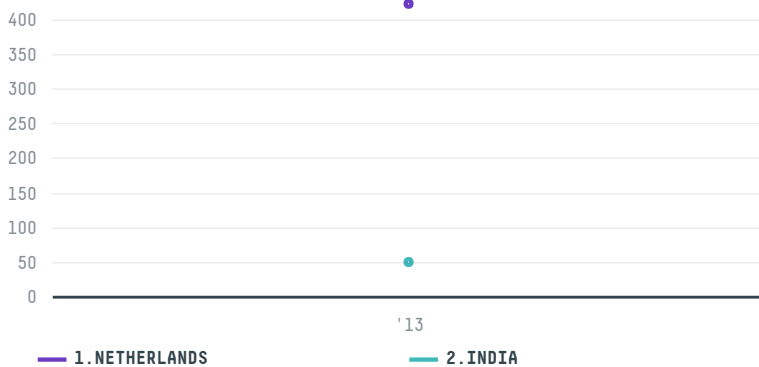
# trase

## DACAL INDUSTRIA E COMERCIO DE CALCADOS

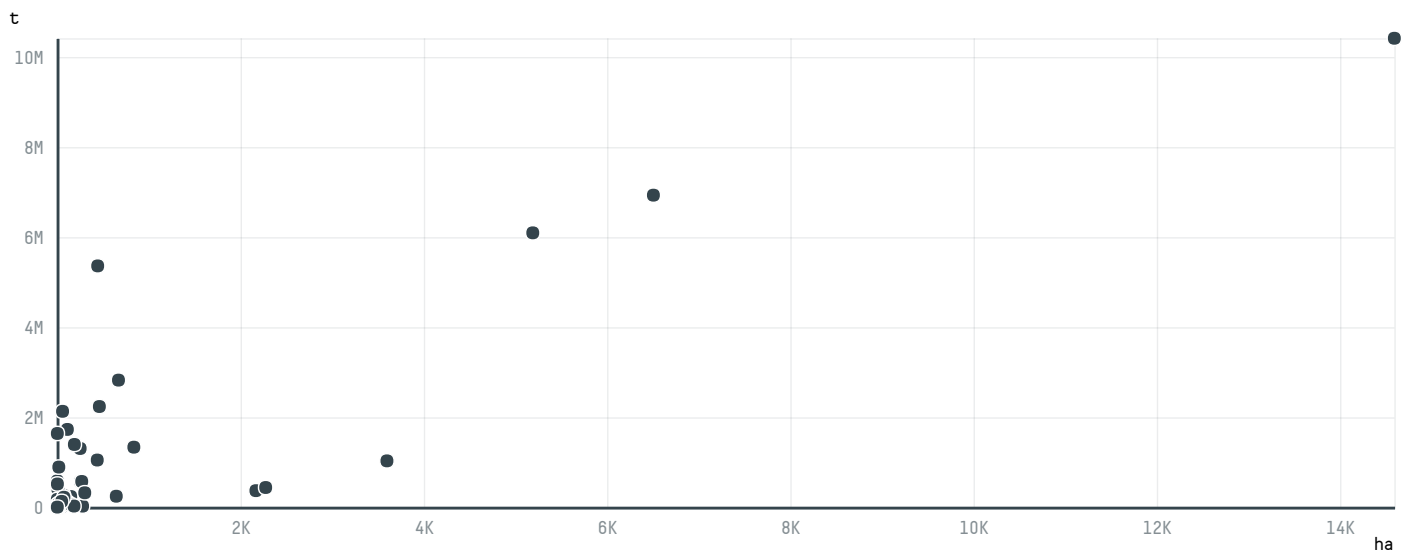
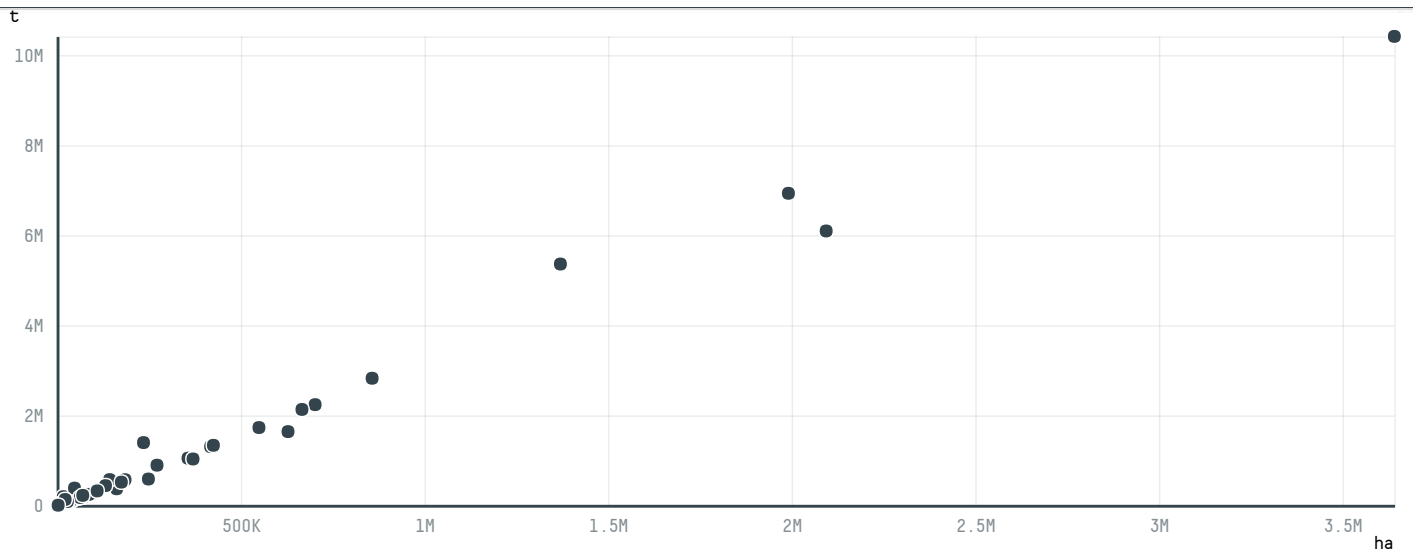
ACTIVITY: **Exporter group**    COMMODITY: **Soy**    COUNTRY: **Brazil**    YEAR: **2013**

DACAL INDUSTRIA E COMERCIO DE CALCADOS was the 283rd largest exporter of soy from BRAZIL in 2013, accounting for 472 tons. As an exporter, DACAL INDUSTRIA E COMERCIO DE CALCADOS sources from 1 municipalities, or 0% of the soy production municipalities. The main destination of the soy exported by DACAL INDUSTRIA E COMERCIO DE CALCADOS is NETHERLANDS, accounting for 89% of the total.

### TOP DESTINATION COUNTRIES OF SOY EXPORTED BY DACAL INDUSTRIA E COMERCIO DE CALCADOS:



### COMPARING COMPANIES EXPORTING SOY FROM BRAZIL IN 2013



 Global Canopy Programme

 The European Forest Institute

 Gordon and Betty Moore Foundation

 The Nature Conservancy

and many other organizations and individuals.

 Department for International Development

 Formas

 Norway's International Climate and Forest Initiative (NICFI)

[Terms of Use](#) · [Privacy policy](#) · [Cookie policy](#) · [Contact us](#)

This website uses cookies to provide you with an improved user experience. By continuing to browse this site, you consent to the use of cookies and similar technologies. Please visit our [privacy policy](#) for further details.

I AGREE