

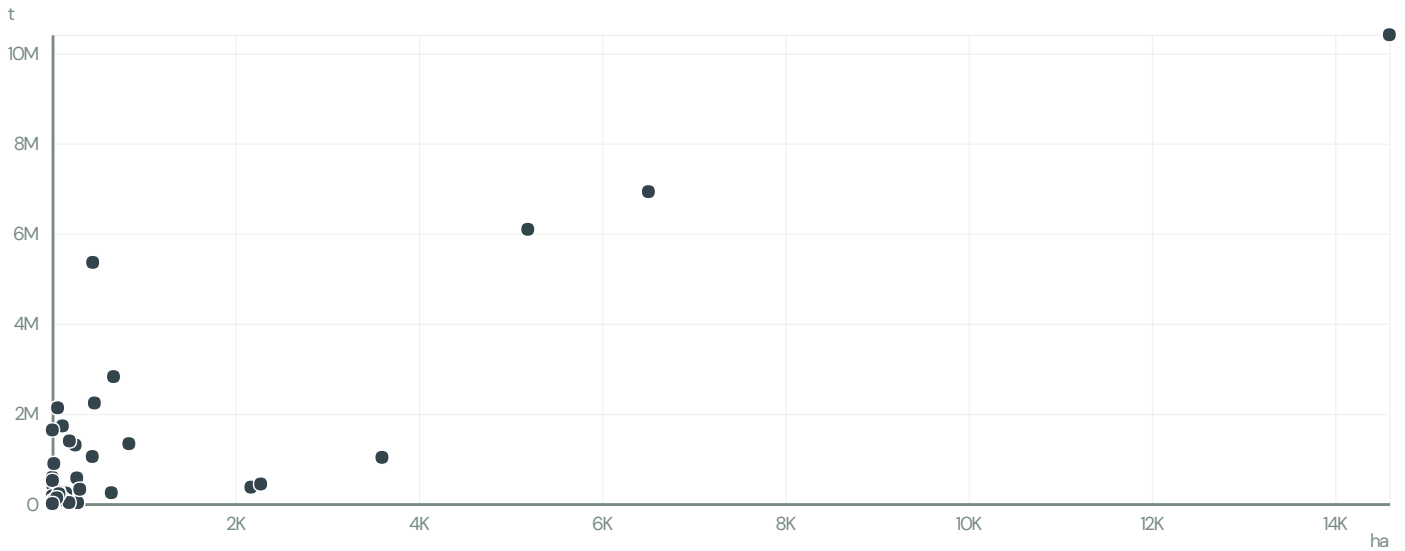
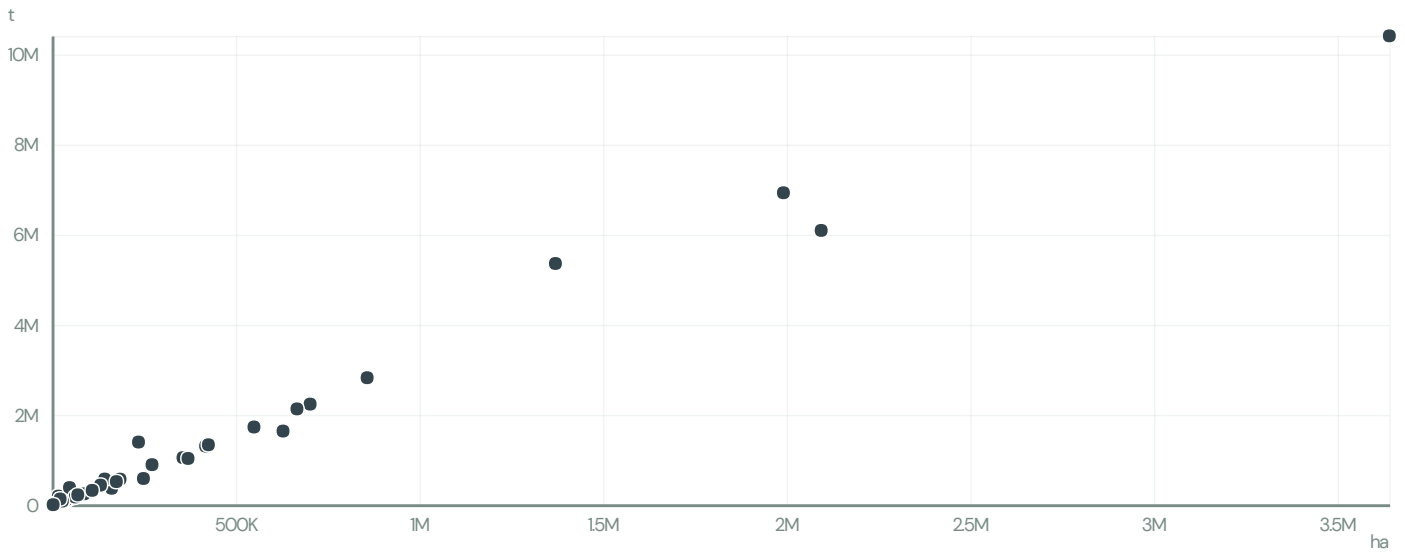


# SHINODA ALIMENTOS

ACTIVITY	COMMODITY	COUNTRY	YEAR
Exporter group	Soy	Brazil	2013

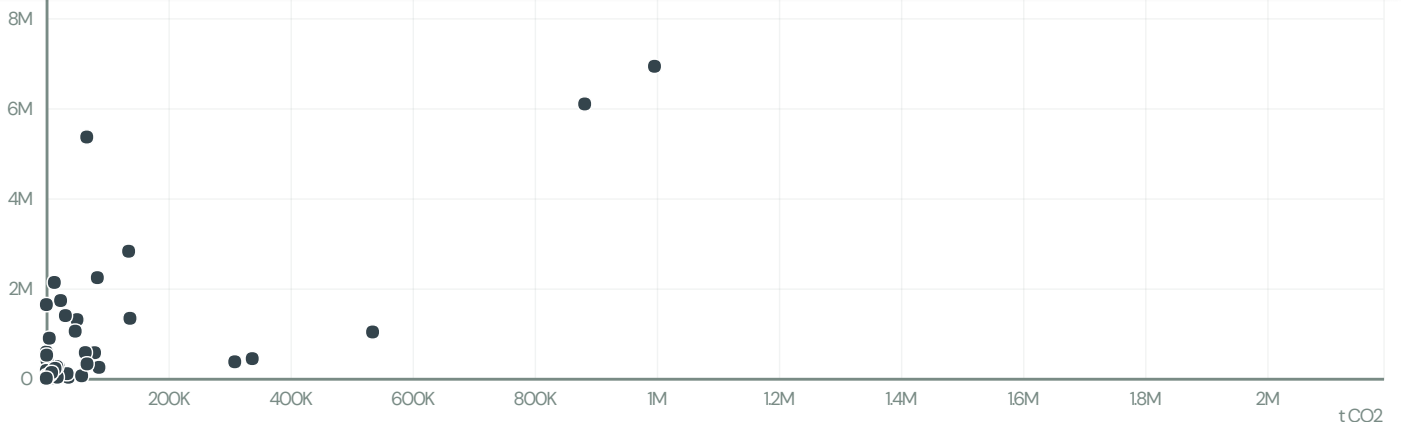
SHINODA ALIMENTOS was the 278th largest exporter of soy from BRAZIL in 2013, accounting for 521 tons. As an exporter, SHINODA ALIMENTOS sources from 1 municipalities, or 0% of the soy production municipalities.

Comparing companies exporting SOY from Brazil in 2013

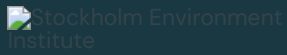


This website uses cookies to provide you with an improved user experience. By continuing to browse this site, you consent to the use of cookies and similar technologies. Please visit our [privacy policy](#) for further details.

I understand



Trase is a partnership between



In close collaboration with many others.

[Click for more information about our partners and funders.](#)

- Home**
  - Supply Chains**
  - Finance**
  - Insights**
- |            |                |             |              |
|------------|----------------|-------------|--------------|
| Resources  | Data Tools     | Explore     | Yearbook     |
| About      | Profiles       | Search      | Collections  |
| Contact us | Logistics Maps | Watchlists  | Publications |
|            | Downloads      | Methodology |              |
|            |                | FAQs        |              |

### Sign up for our Newsletter

- [twitter link](#)
- [linkedin link](#)
- [contact mail](#)

[Terms of use](#) • [Privacy policy](#) • [Cookie policy](#)

[Gordon and Betty Moore Foundation](#)

[Norway's International Climate and Forest Initiative \(NICFI\)](#)

[Good Growth partnership](#)

[Quadrature Climate Foundation partnership](#)

This website uses cookies to provide you with an improved user experience. By continuing to browse this site, you consent to the use of cookies and similar technologies. Please visit our [privacy policy](#) for further details.

---

I understand