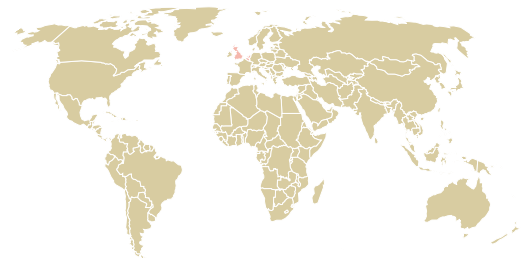
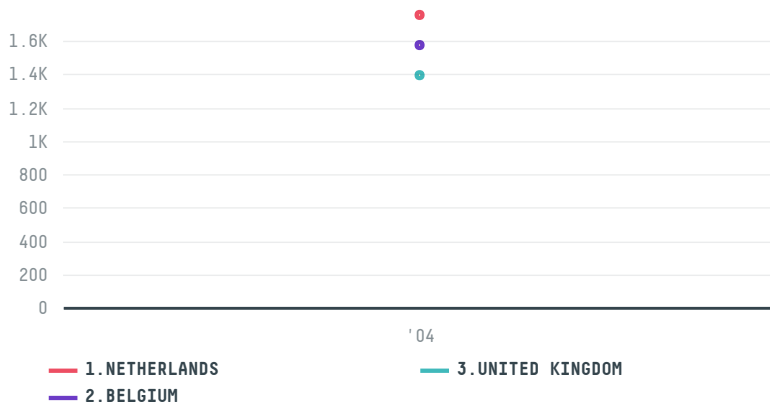


INPLAC INDUSTRIA DE PLASTICOS S A

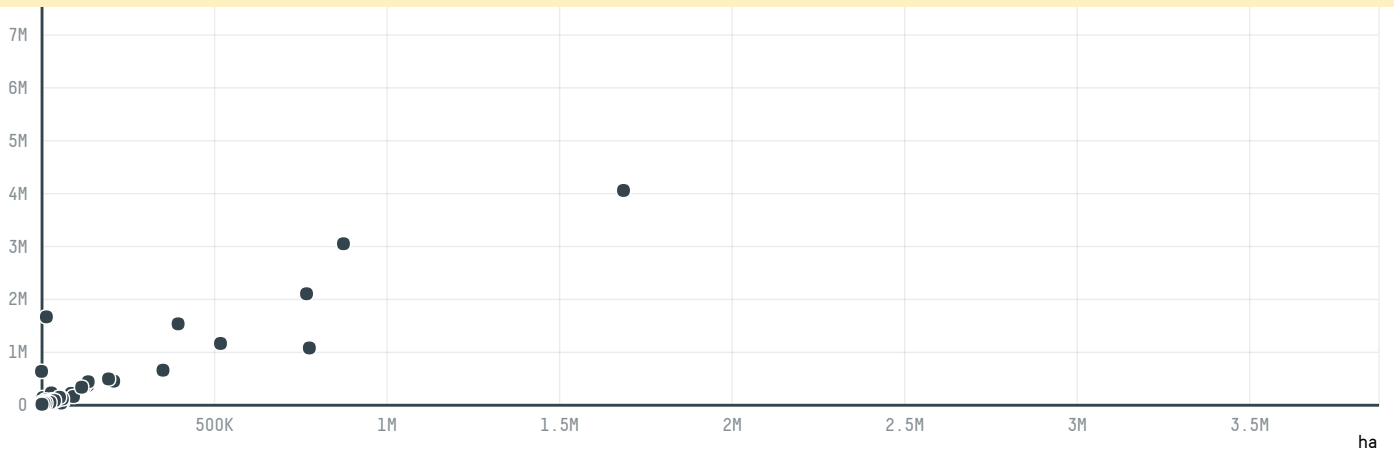
ACTIVITY: **Exporter group** COMMODITY: **Soy** COUNTRY: **Brazil** YEAR: **2004**

INPLAC INDUSTRIA DE PLASTICOS S A was the 163rd largest exporter of soy from BRAZIL in 2004, accounting for 5 thousand tons. As an exporter, INPLAC INDUSTRIA DE PLASTICOS S A sources from 1 municipalities, or 0% of the soy production municipalities. The main destination of the soy exported by INPLAC INDUSTRIA DE PLASTICOS S A is NETHERLANDS, accounting for 37% of the total.


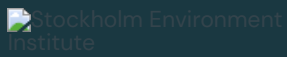
TOP DESTINATION COUNTRIES OF SOY EXPORTED BY INPLAC INDUSTRIA DE PLASTICOS S A:



COMPARING COMPANIES EXPORTING SOY FROM BRAZIL IN 2004



Trase is a partnership between



In close collaboration with many others.

[Click for more information about our partners and funders.](#)

Home

- Resources
- About

Supply Chains

- Data Tools
- Profiles
- Logistics Maps
- Downloads

Finance

- Explore
- Search
- Watchlists
- Methodology
- FAQs

Insights

- Yearbook
- Collections
- Publications

Sign up for our Newsletter

[twitter link](#) [linkedin link](#)

[Terms of use](#) • [Privacy policy](#) • [Cookie policy](#)

[Gordon and Betty Moore Foundation](#)

[Norway's International Climate and Forest Initiative \(NICFI\)](#)

[Good growth partnership](#)