

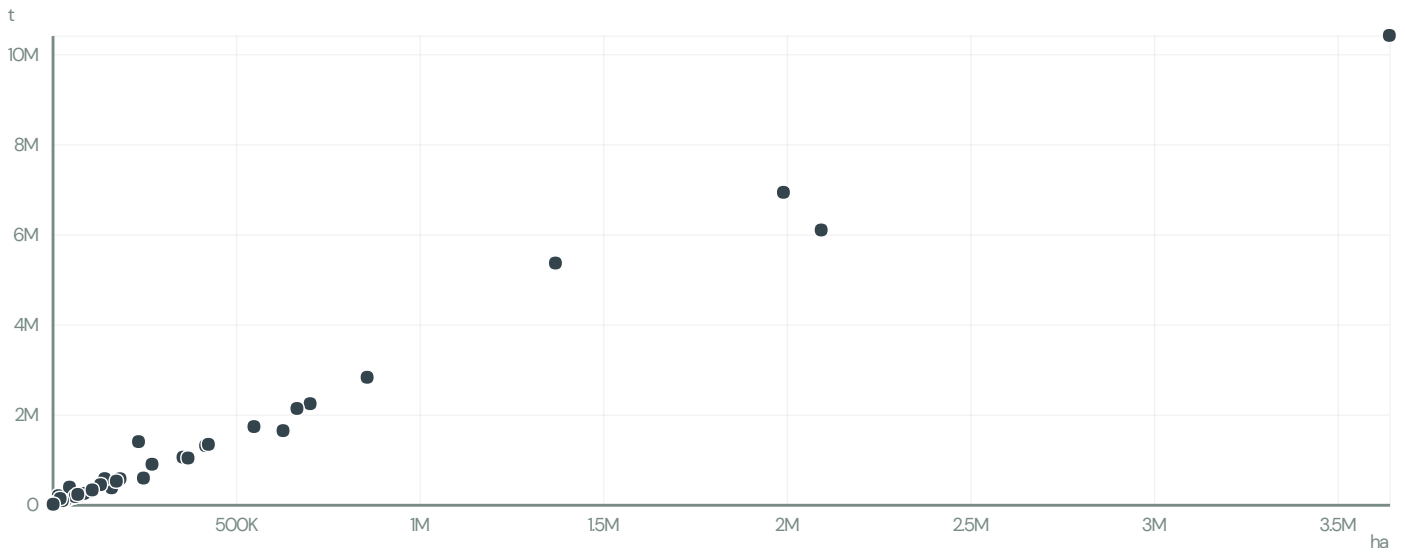


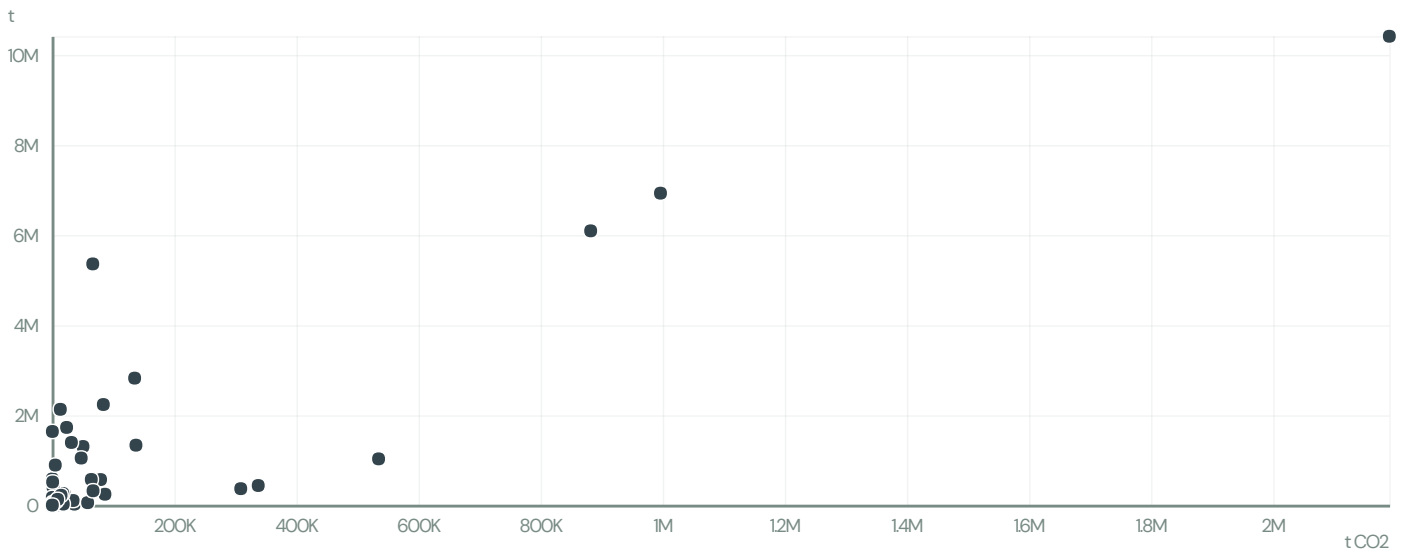
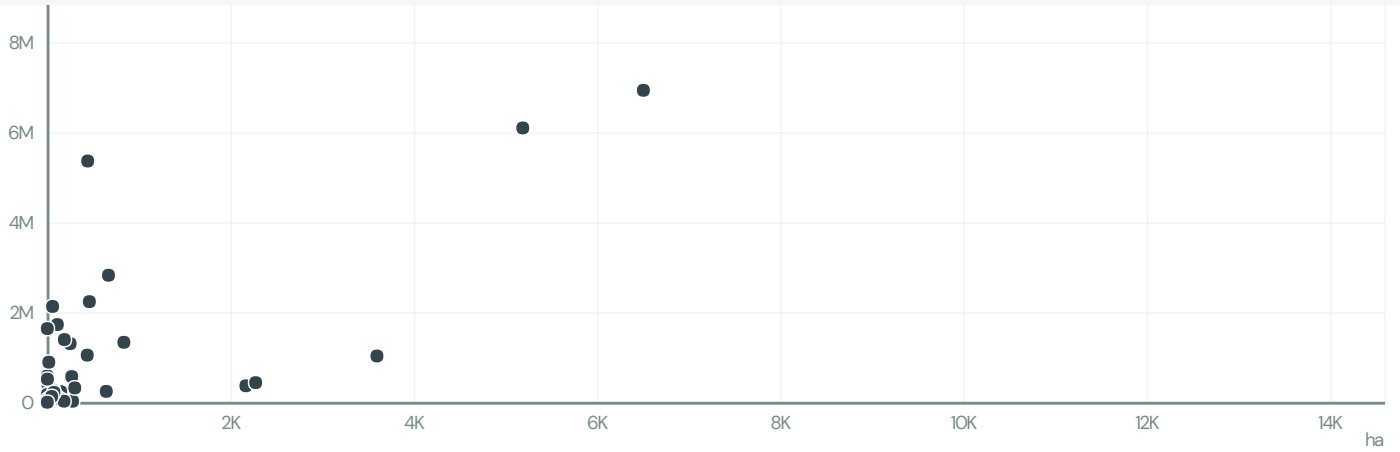
# DACAL INDUSTRIA E COMERCIO DE CALCADOS

ACTIVITY	COMMODITY	COUNTRY	YEAR
Exporter group	Soy	Brazil	2013


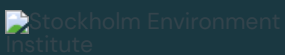
DACAL INDUSTRIA E COMERCIO DE CALCADOS was the 283rd largest exporter of soy from BRAZIL in 2013, accounting for 472 tons. As an exporter, DACAL INDUSTRIA E COMERCIO DE CALCADOS sources from 1 municipalities, or 0% of the soy production municipalities.

Comparing companies exporting SOY from Brazil in 2013





Trase is a partnership between



In close collaboration with many others.

[Click for more information about our partners and funders..](#)

#### Home

Resources

About

Contact us

#### Supply Chains

Data Tools

Profiles

Logistics Maps

Downloads

#### Finance

Explore

Search

Watchlists

Methodology

FAQs

#### Insights

Yearbook

Collections

Publications


#### Sign up for our Newsletter


Enter your email

This website uses cookies to provide you with an improved user experience. By continuing to browse this site, you consent to the use of cookies and similar technologies. Please visit our [privacy policy](#) for further details.

I understand

 Gordon and Betty Moore Foundation

 Norway's International Climate and Forest Initiative (NICFI)

 Good Growth partnership

 Quadrature Climate Foundation partnership