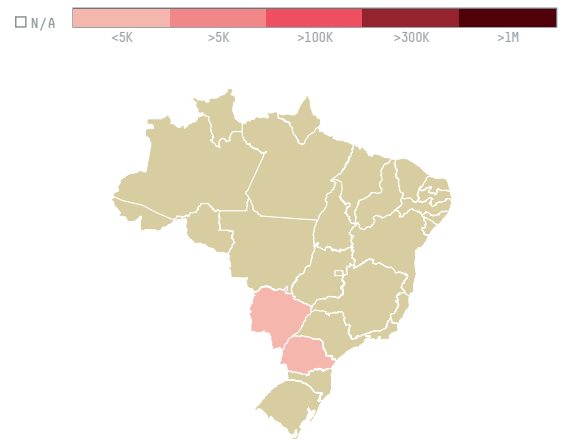
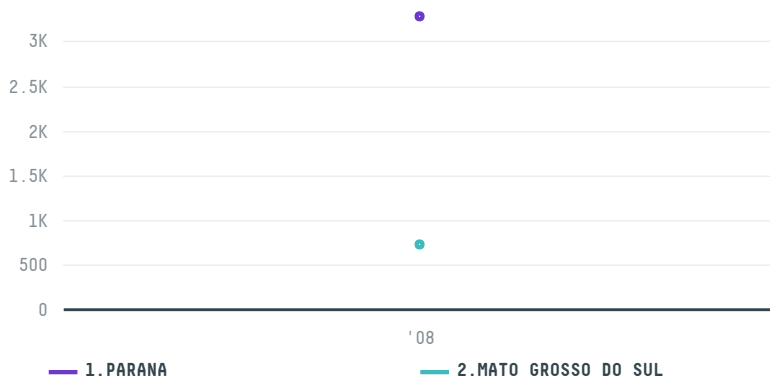
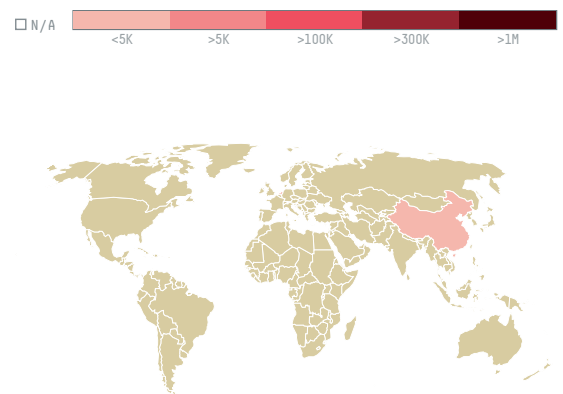
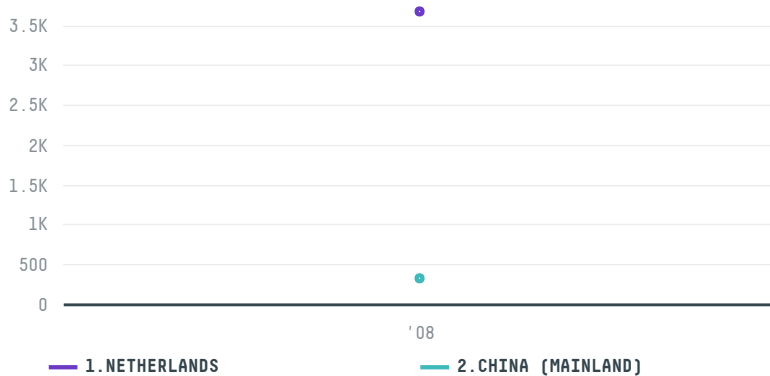


GLANCORE GRAIN B.V.

ACTIVITY: **Importer** COMMODITY: **Soy** COUNTRY: **Brazil** YEAR: **2008**

GLANCORE GRAIN B.V. was the 71st largest importer of soy from BRAZIL in 2008, accounting for 4 thousand tons. As an importer, GLANCORE GRAIN B.V. sources from 4 municipalities, or 0% of the soy production municipalities. The main destination of the soy imported by GLANCORE GRAIN B.V. is NETHERLANDS, accounting for 92% of the total.

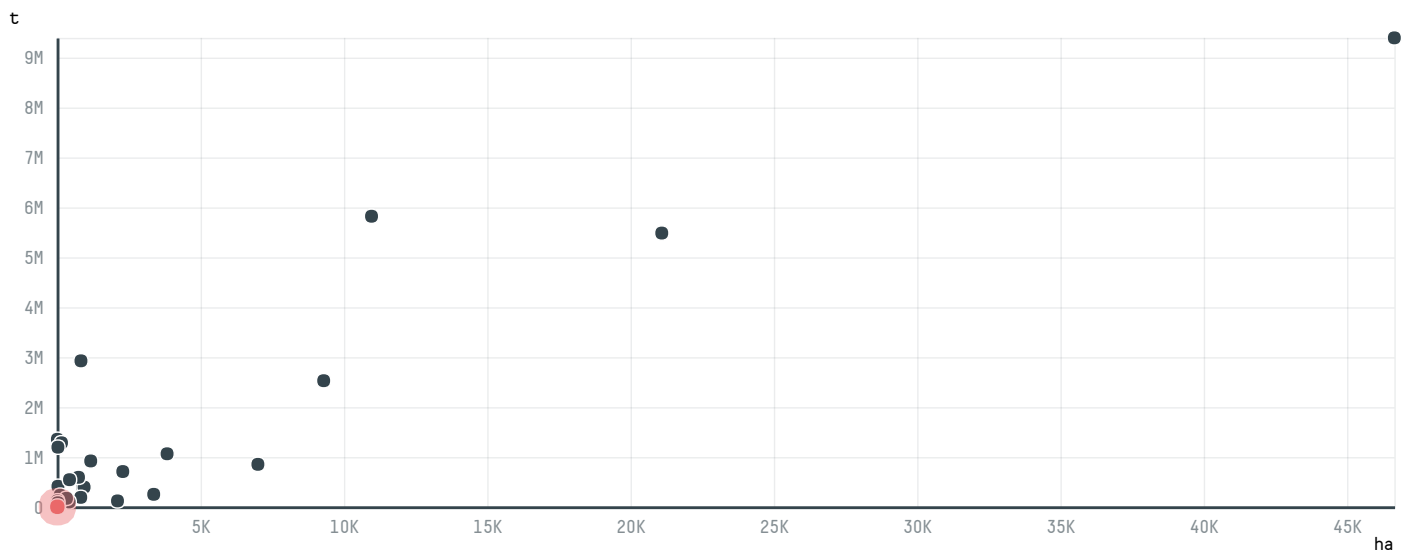
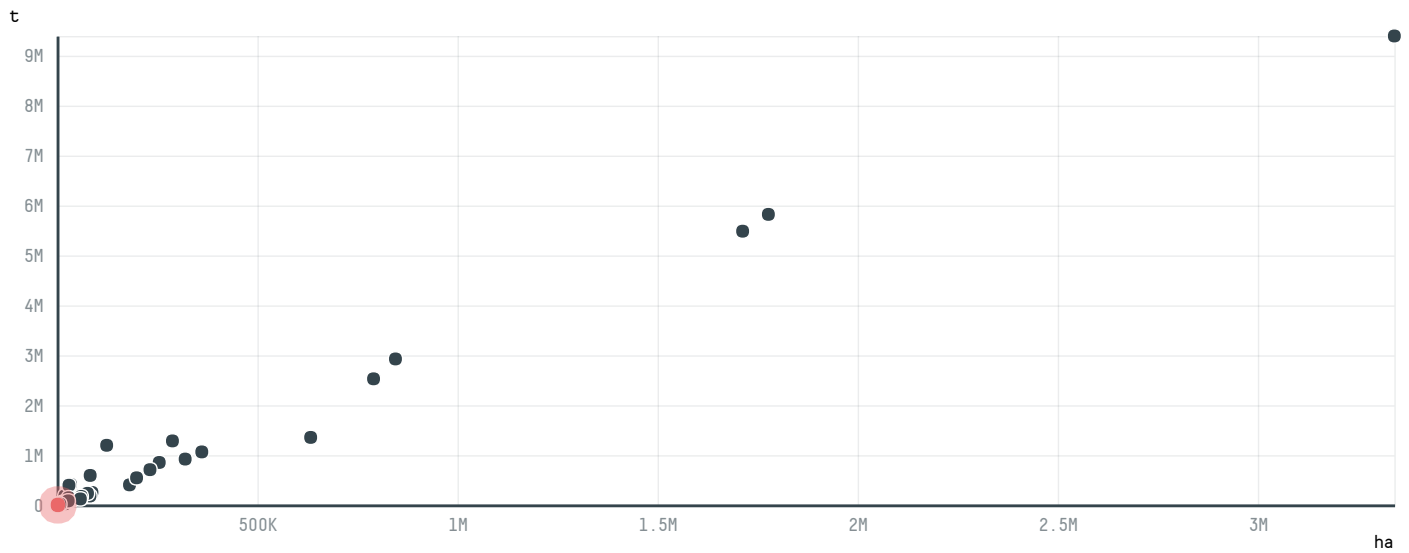
TOP DESTINATION COUNTRIES OF SOY IMPORTED BY GLANCORE GRAIN B.V. :

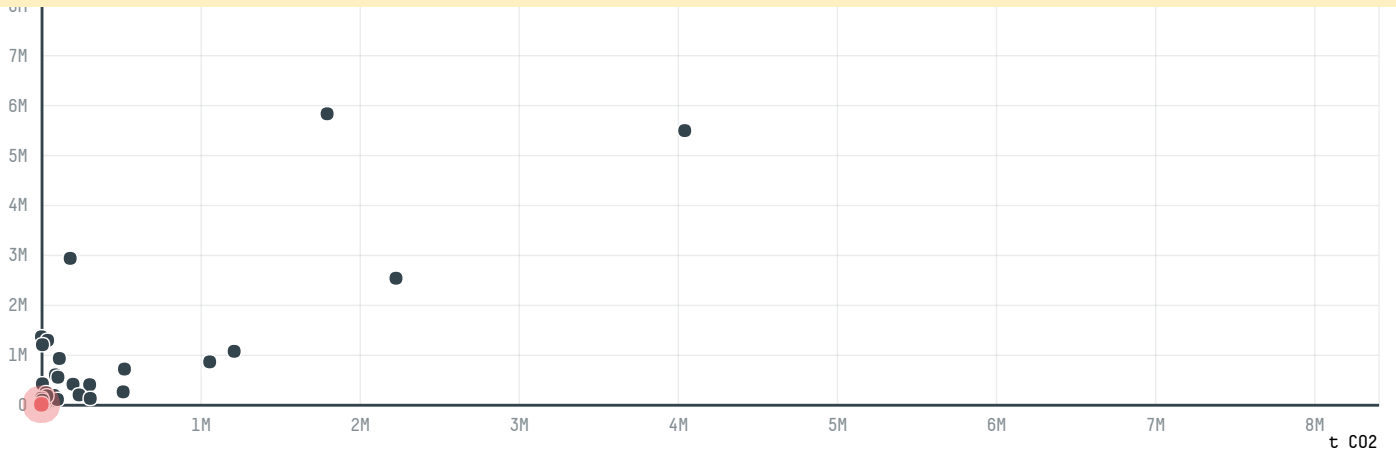


MATA ATLANTICA	N/A
CERRADO	0.9 ha
Total	0.9


MUNICIPALITY	SOY DEFORESTATION RISK
LONDRINA	N/A
IBIPORA	N/A
NOVA ALVORADA DO SUL	0.9 ha
SERTANOPOLIS	N/A
Total	0.9

COMPARING COMPANIES IMPORTING SOY FROM BRAZIL IN 2008





Trase is a partnership between



In close collaboration with many others.

[Click for more information about our partners and funders.](#)

- Home**
- Supply Chains**
- Finance**
- Insights**
- Resources
- Data Tools
- Explore
- Yearbook
- About
- Profiles
- Search
- Collections
- Logistics Maps
- Watchlists
- Publications
- Downloads
- Methodology
- FAQs

Sign up for our Newsletter

[twitter link](#) [linkedin link](#)

[Terms of use](#) • [Privacy policy](#) • [Cookie policy](#)

[Gordon and Betty Moore Foundation](#)

[Norway's International Climate and Forest Initiative \(NICFI\)](#)

[Good growth partnership](#)

