



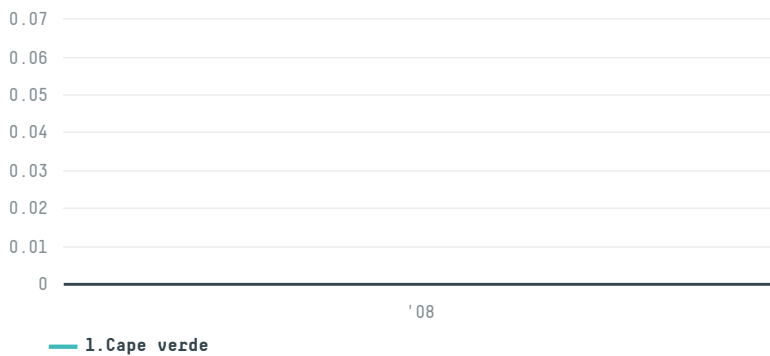
trase

Mar com. geral imp. e exp. soc. unip. ld.

ACTIVITY COMMODITY COUNTRY YEAR
Importer **Soy** **Brazil** **2008**

Mar com. geral imp. e exp. soc. unip. ld. was the 147th largest importer of soy from BRAZIL in 2008, accounting for 0 tons. As an importer, Mar com. geral imp. e exp. soc. unip. ld. sources from 1 municipalities, or 0% of the soy production municipalities. The main destination of the soy imported by Mar com. geral imp. e exp. soc. unip. ld. is Cape verde, accounting for 100% of the total.

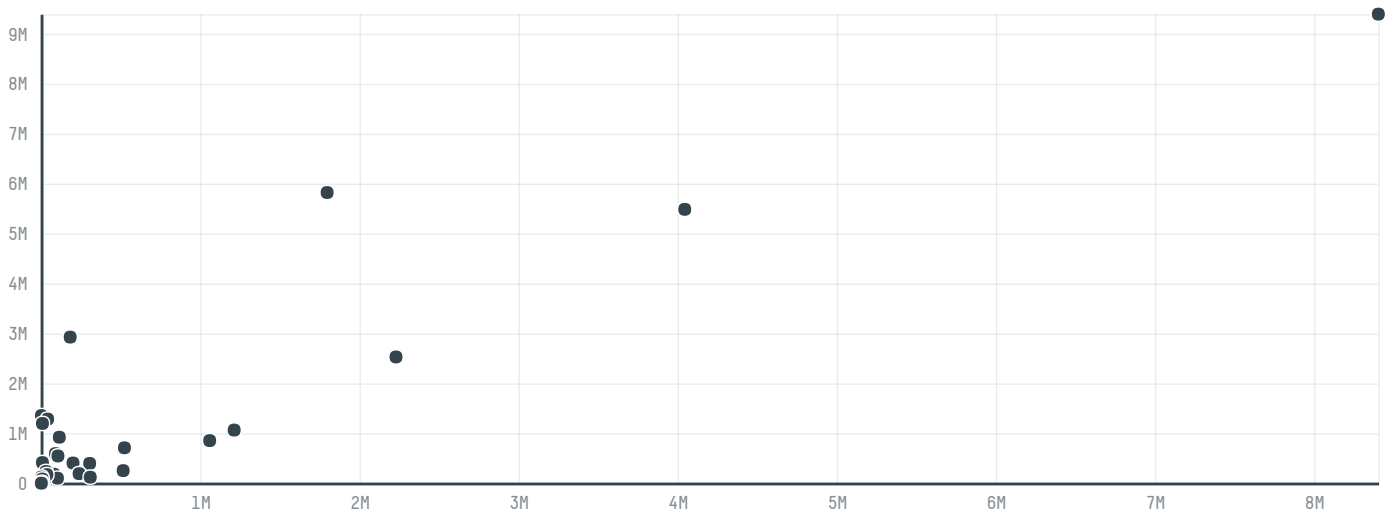
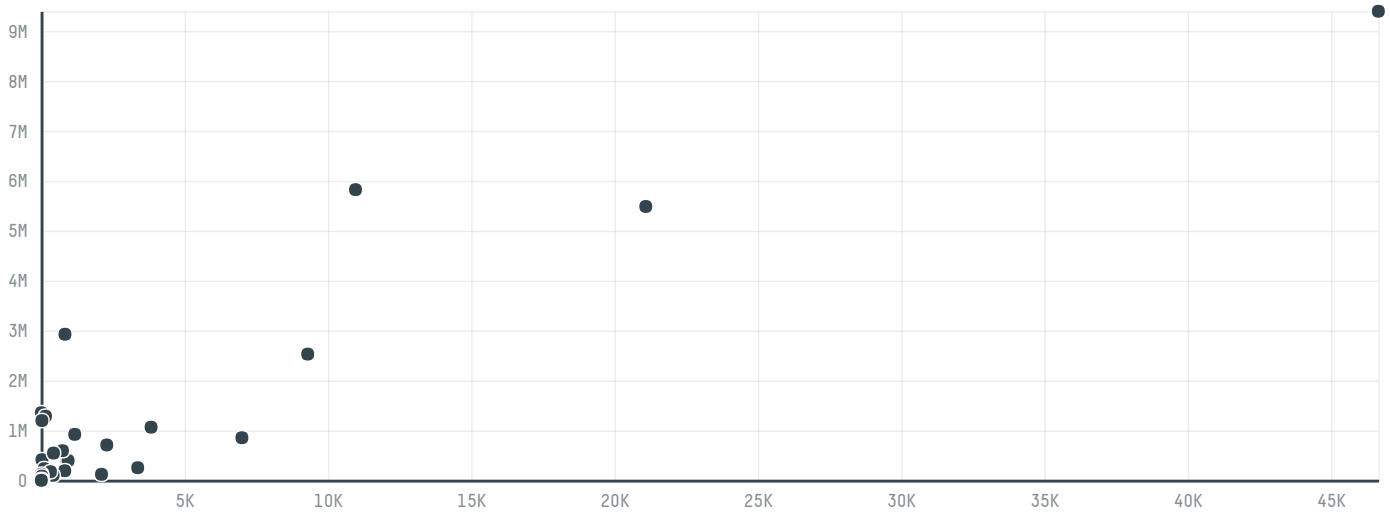
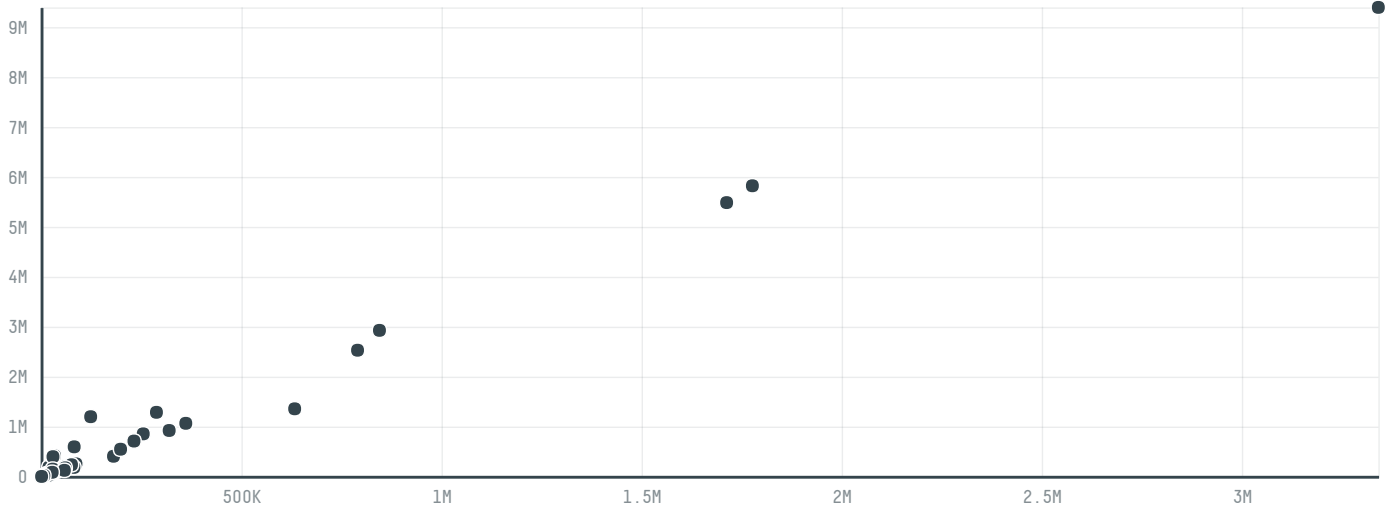
TOP DESTINATION COUNTRIES OF SOY IMPORTED BY MAR COM. GERAL IMP. E EXP. SOC. UNIP. LD.:



□ N/A <5K >5K >100K >300K >1M



COMPARING COMPANIES IMPORTING SOY FROM BRAZIL IN 2008



Trase is a partnership between

In collaboration with

Donors



This website uses cookies to provide you with an improved user experience. By continuing to browse this site, you consent to the use of cookies and similar technologies. Please visit our [privacy policy](#) for further details.

I AGREE

 Global Canopy Programme

 The European Forest Institute

 Gordon and Betty Moore Foundation

 The Nature Conservancy

and many other organizations and individuals.

 Department for International Development

 Formas

 Norway's International Climate and Forest Initiative (NICFI)

[Terms of Use](#) · [Privacy policy](#) · [Cookie policy](#) · [Contact us](#)

This website uses cookies to provide you with an improved user experience. By continuing to browse this site, you consent to the use of cookies and similar technologies. Please visit our [privacy policy](#) for further details.

I AGREE