



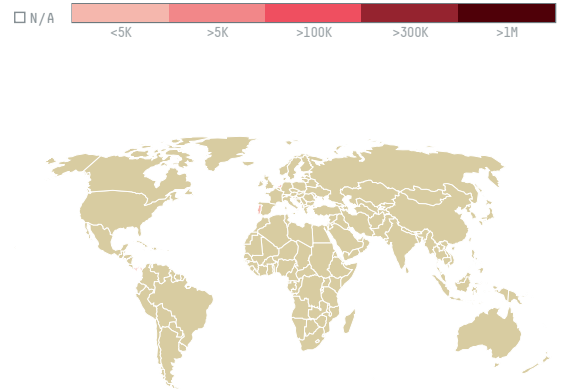
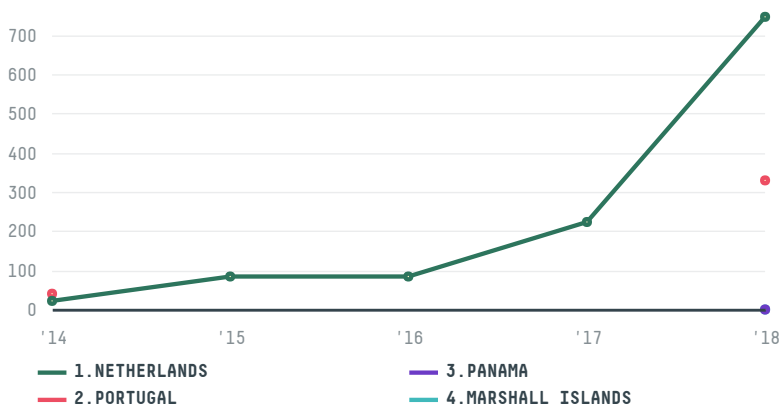
trase

BRASIL ALIMENTOS COMERCIAL EXPORTACAO & IMPORTACAO - M

ACTIVITY: **Exporter**
COMMODITY: **Soy**
COUNTRY: **Brazil**
YEAR: **2018**

BRASIL ALIMENTOS COMERCIAL EXPORTACAO & IMPORTACAO - M was the 239th largest exporter of soy from BRAZIL in 2018, accounting for 1 thousand tons. This is a 385% increase vs the previous year. As an exporter, BRASIL ALIMENTOS COMERCIAL EXPORTACAO & IMPORTACAO - M sources from 1 municipalities, or 0% of the soy production municipalities. The main destination of the soy exported by BRASIL ALIMENTOS COMERCIAL EXPORTACAO & IMPORTACAO - M is NETHERLANDS, accounting for 69% of the total.

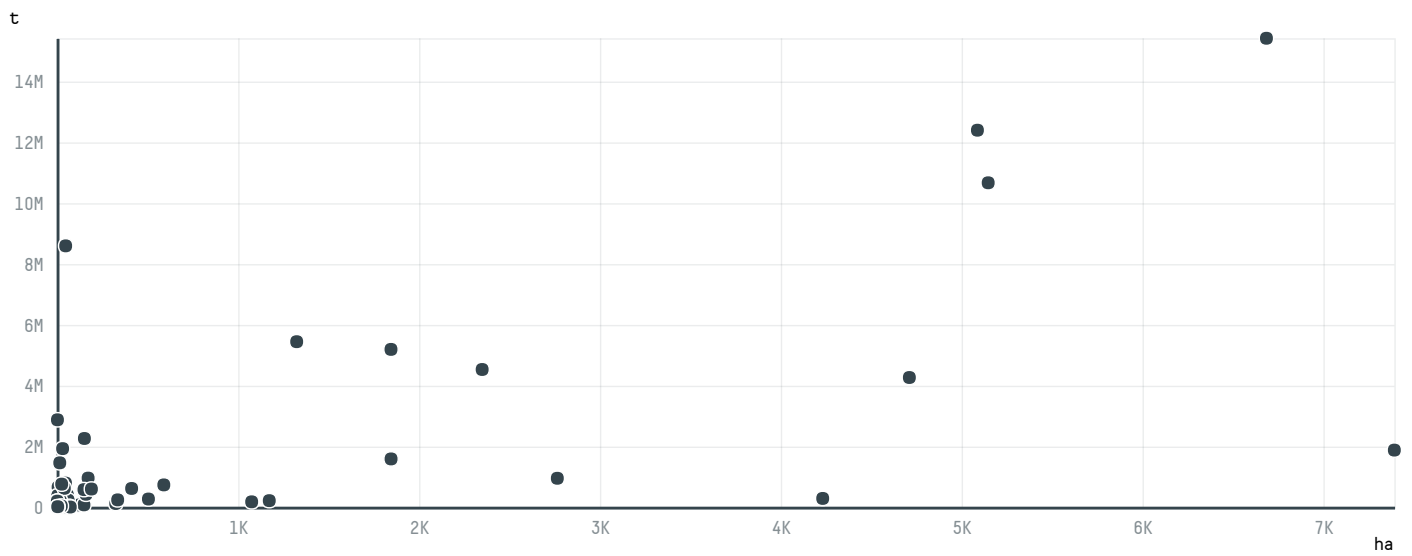
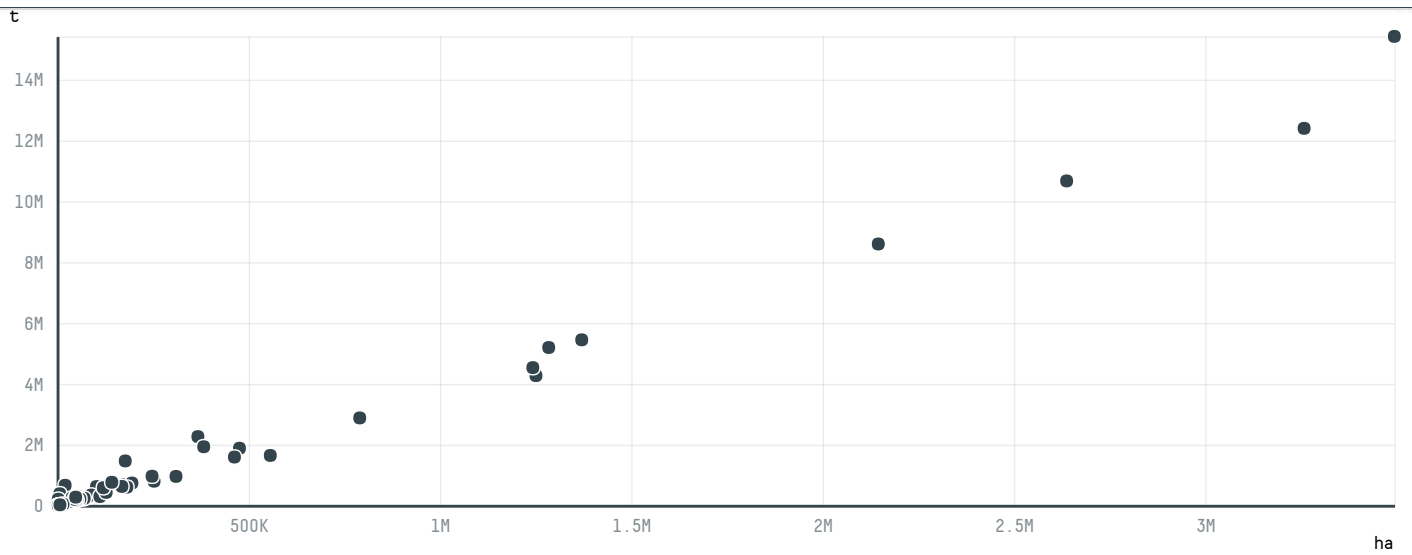
TOP DESTINATION COUNTRIES OF SOY EXPORTED BY BRASIL ALIMENTOS COMERCIAL EXPORTACAO & IMPORTACAO - M:



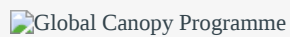
COMPARING COMPANIES EXPORTING SOY FROM BRAZIL IN 2018

This website uses cookies to provide you with an improved user experience. By continuing to browse this site, you consent to the use of cookies and similar technologies. Please visit our [privacy policy](#) for further details.

I AGREE



Trase is a partnership between




In collaboration with



and many other organizations and individuals.

Donors



[Terms of Use](#) · [Privacy policy](#) · [Cookie policy](#) · [Contact us](#)

This website uses cookies to provide you with an improved user experience. By continuing to browse this site, you consent to the use of cookies and similar technologies. Please visit our [privacy policy](#) for further details.

I AGREE

