



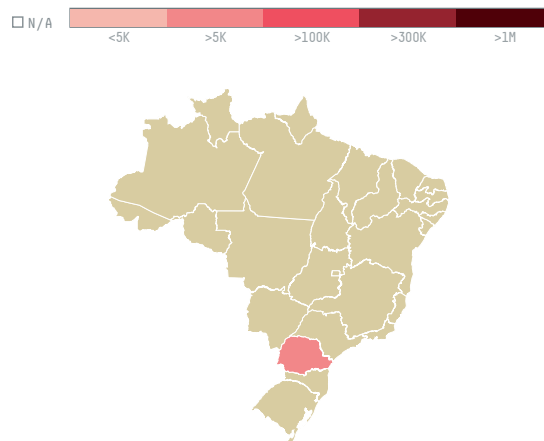
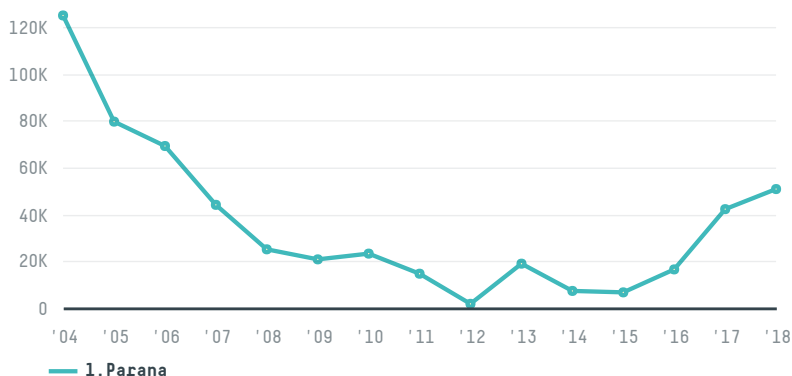
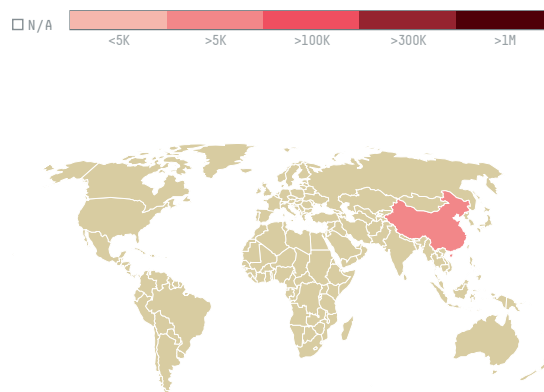
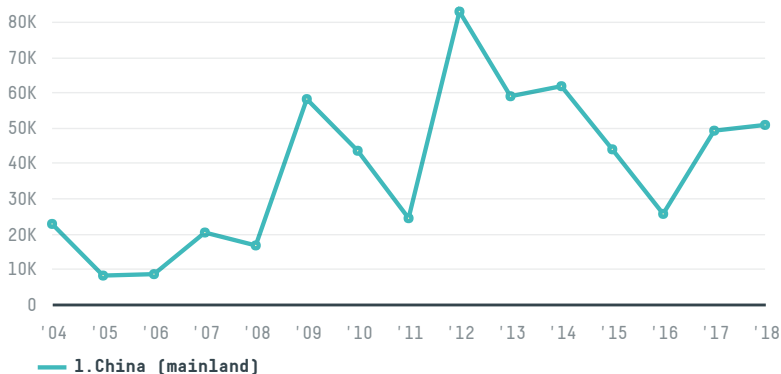
# trase

## SIPAL

ACTIVITY: **Exporter**  
COMMODITY: **Soy**  
COUNTRY: **Brazil**  
YEAR: **2018**

SIPAL was the 70th largest exporter of soy from BRAZIL in 2018, accounting for 51 thousand tons. This is a 4% increase vs the previous year. As an exporter, SIPAL sources from 2 municipalities, or 0% of the soy production municipalities. The main destination of the soy exported by SIPAL is China (mainland), accounting for 100% of the total.

### TOP DESTINATION COUNTRIES OF SOY EXPORTED BY SIPAL:



BIOME

SOY DEFORESTATION RISK

MATA ATLANTICA

N/A

Total

N/A

MUNICIPALITY

SOY DEFORESTATION RISK

PLANALTO

N/A

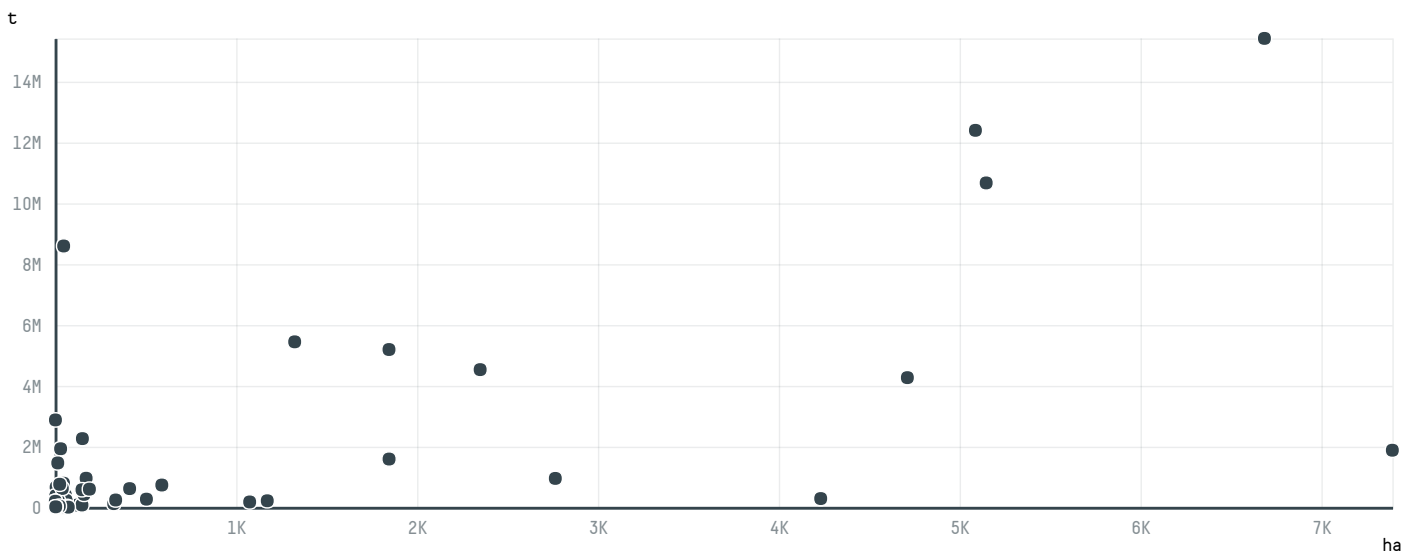
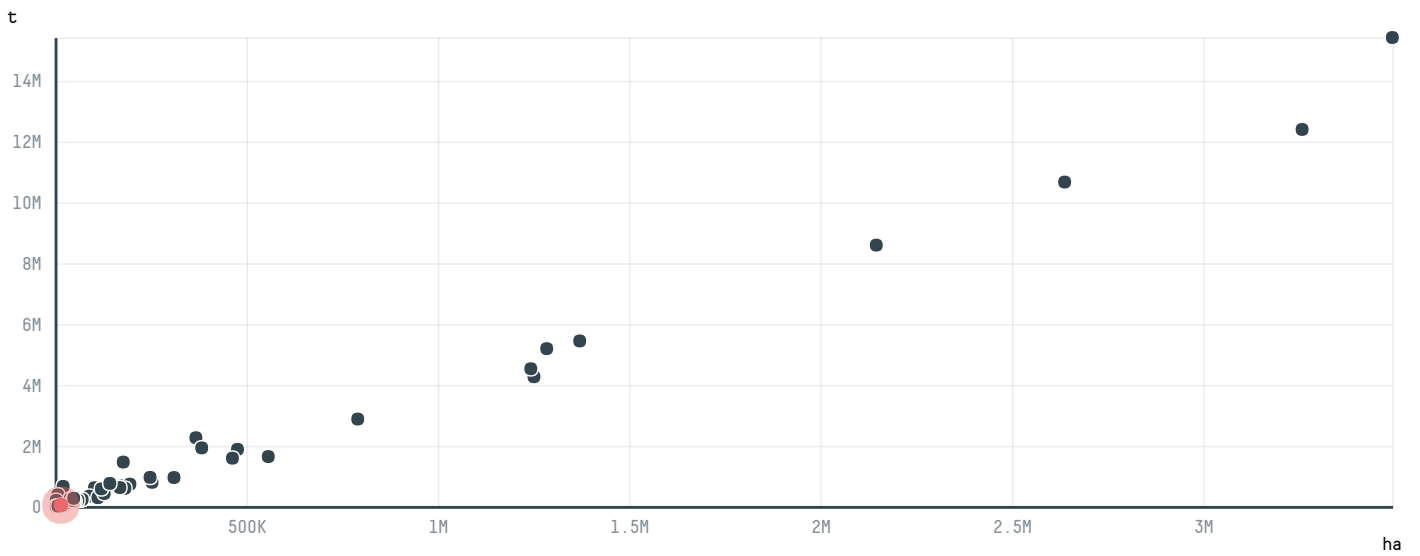
MARMELEIRO

N/A

Total

N/A

COMPARING COMPANIES EXPORTING SOY FROM BRAZIL IN 2018



Trase is a partnership between

In collaboration with

Donors

This website uses cookies to provide you with an improved user experience. By continuing to browse this site, you consent to the use of cookies and similar technologies. Please visit our [privacy policy](#) for further details.

I AGREE



 Global Canopy Programme

 The European Forest Institute


 Gordon and Betty Moore Foundation

 The Nature Conservancy

and many other organizations and individuals.

 Department for International Development

 Formas

 Norway's International Climate and Forest Initiative (NICFI)

[Terms of Use](#) · [Privacy policy](#) · [Cookie policy](#) · [Contact us](#)