



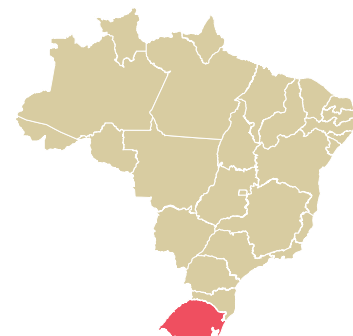
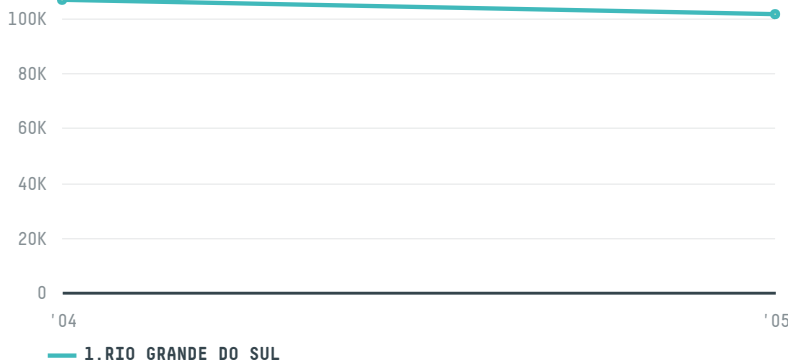
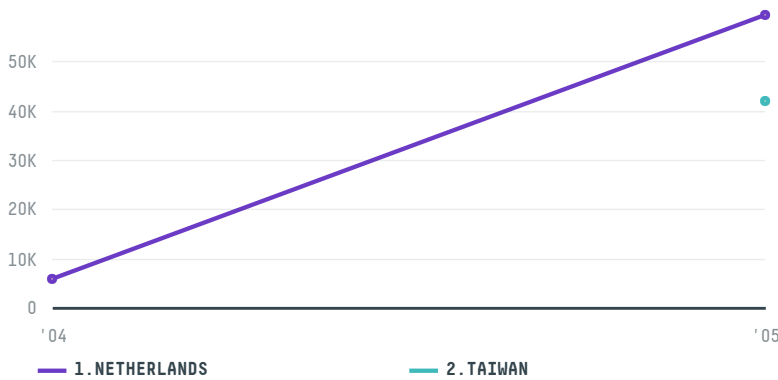
trase

IPIRANGA PETROQUIMICA SA

ACTIVITY: **Exporter**
COMMODITY: **Soy**
COUNTRY: **Brazil**
YEAR: **2005**

IPIRANGA PETROQUIMICA SA was the 39th largest exporter of soy from BRAZIL in 2005, accounting for 101 thousand tons. This is a 5% decrease vs the previous year. As an exporter, IPIRANGA PETROQUIMICA SA sources from 46 municipalities, or 2% of the soy production municipalities. The main destination of the soy exported by IPIRANGA PETROQUIMICA SA is NETHERLANDS, accounting for 59% of the total.

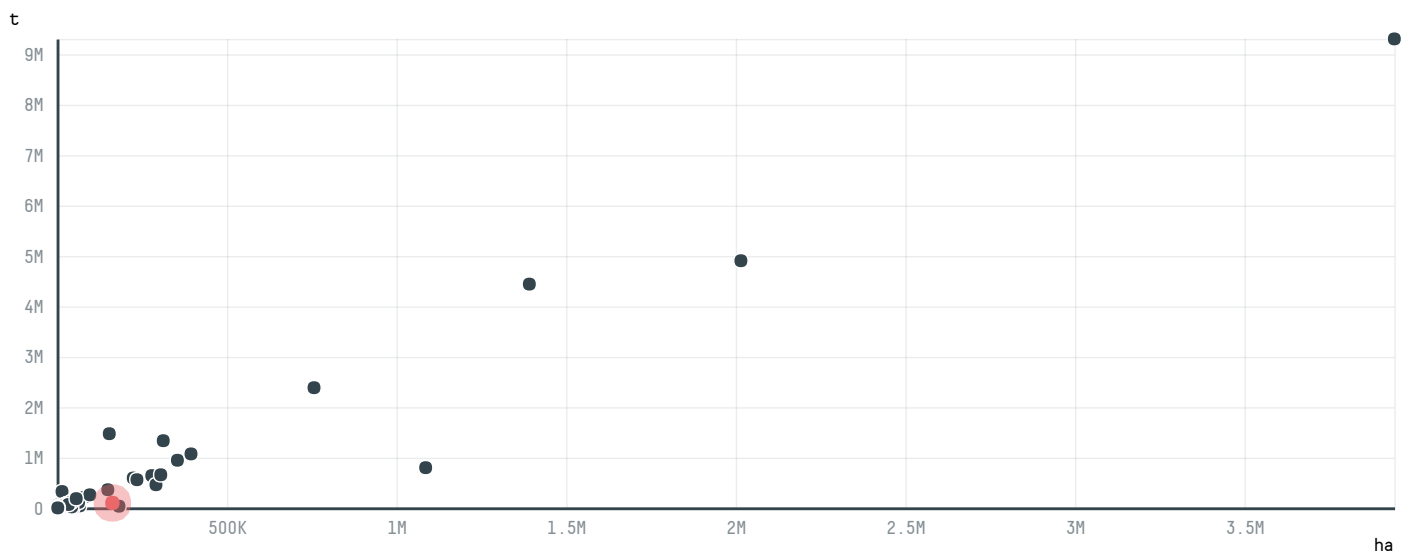
TOP DESTINATION COUNTRIES OF SOY EXPORTED BY IPIRANGA PETROQUIMICA SA:



BIOME	SOY DEFORESTATION RISK
MATA ATLANTICA	N/A
PAMPA	N/A
Total	N/A

MUNICIPALITY	SOY DEFORESTATION RISK
BARRACAO	N/A
CAPAO BONITO DO SUL	N/A
IBIACA	N/A
ALMIRANTE TAMANDARE DO SUL	N/A
SAO JOSE DO OURO	N/A
AGUA SANTA	N/A
MACHADINHO	N/A
ANDRE DA ROCHA	N/A
CIRIACO	N/A
CHARRUA	N/A
Total	N/A

COMPARING COMPANIES EXPORTING SOY FROM BRAZIL IN 2005



Trase is a partnership between

In collaboration with

Donors

This website uses cookies to provide you with an improved user experience. By continuing to browse this site, you consent to the use of cookies and similar technologies. Please visit our [privacy policy](#) for further details.

I AGREE

 Global Canopy Programme

 The European Forest Institute

 Gordon and Betty Moore Foundation

 The Nature Conservancy

and many other organizations and individuals.

 Department for International Development

 Formas

 Norway's International Climate and Forest Initiative (NICFI)

[Terms of Use](#) · [Privacy policy](#) · [Cookie policy](#) · [Contact us](#)