



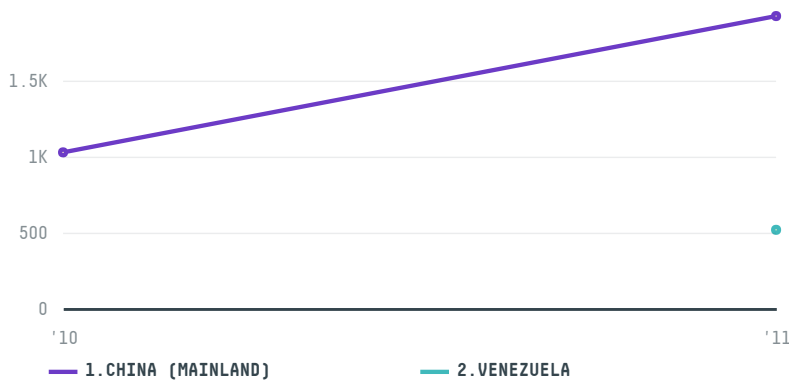
trase

SUL TRADING

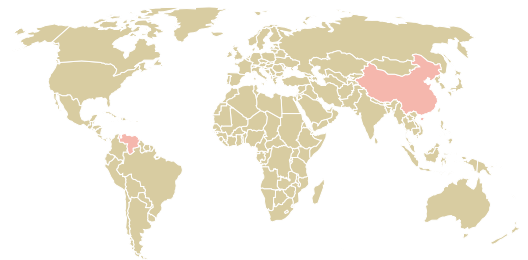
ACTIVITY: **Exporter group**
COMMODITY: **Soy**
COUNTRY: **Brazil**
YEAR: **2011**

SUL TRADING was the 189th largest exporter of soy from BRAZIL in 2011, accounting for 2 thousand tons. This is a 137% increase vs the previous year. As an exporter, SUL TRADING sources from 1 municipalities, or 0% of the soy production municipalities. The main destination of the soy exported by SUL TRADING is CHINA (MAINLAND), accounting for 79% of the total.

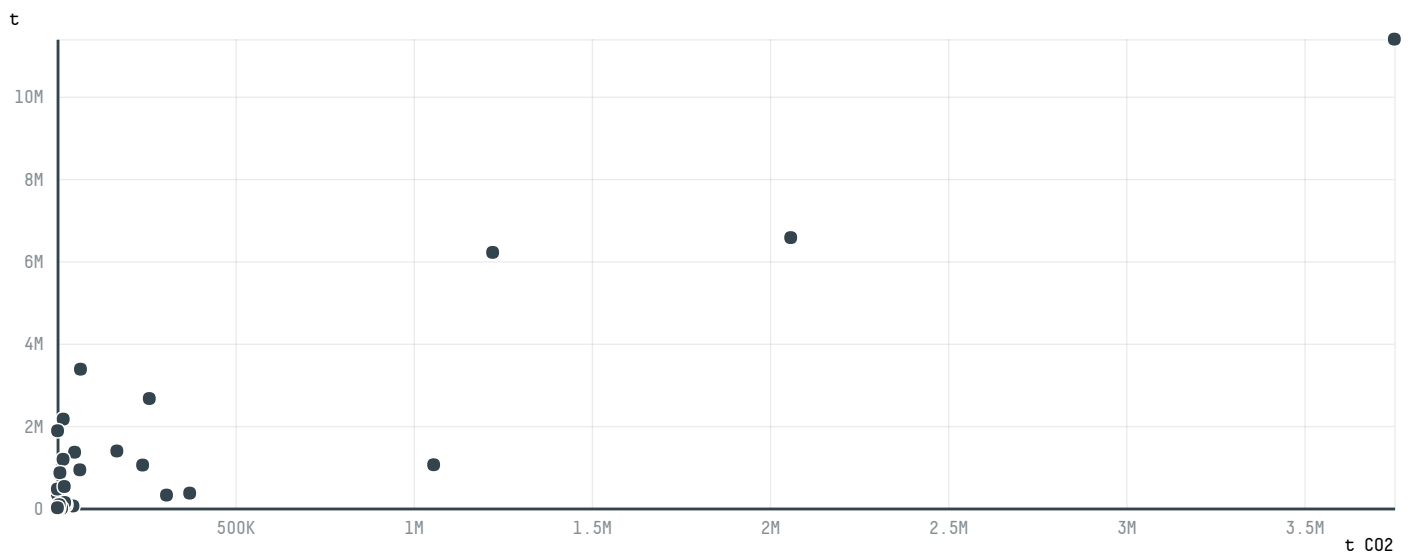
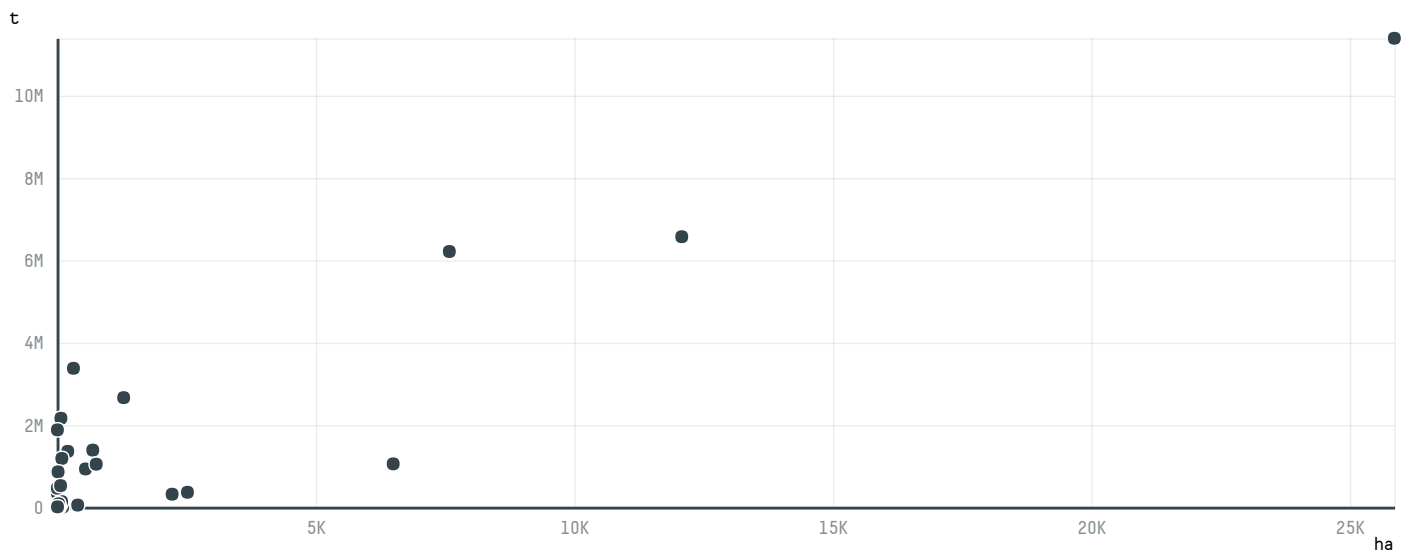
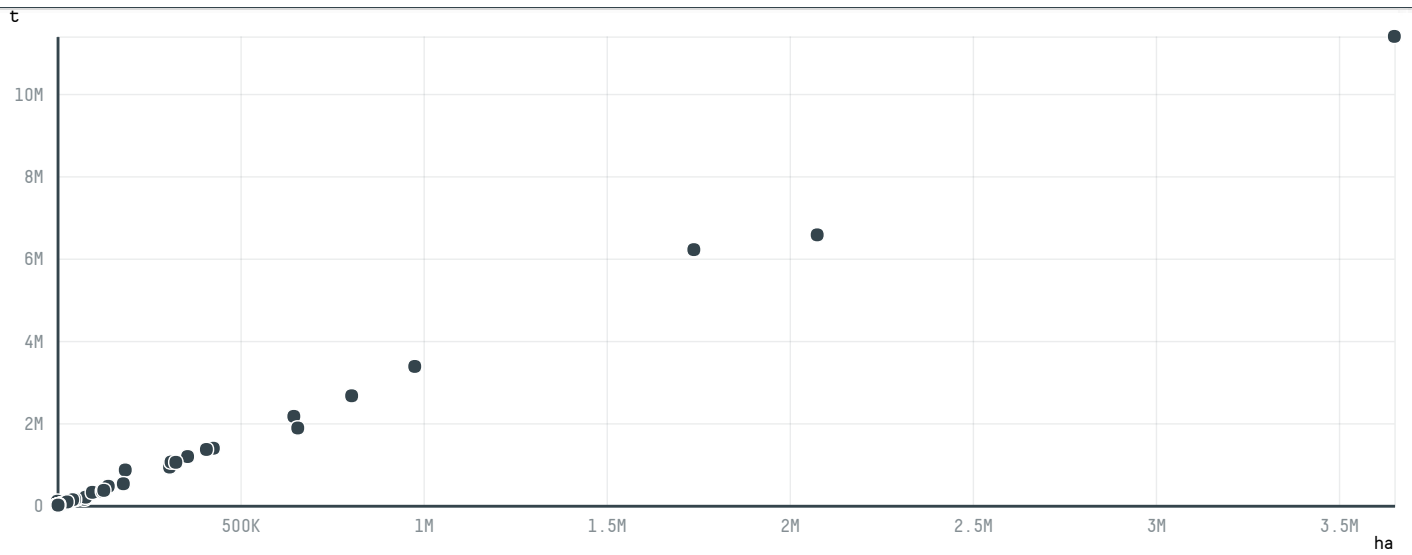
TOP DESTINATION COUNTRIES OF SOY EXPORTED BY SUL TRADING:



Legend for map: N/A, <5K, >5K, >100K, >300K, >1M



COMPARING COMPANIES EXPORTING SOY FROM BRAZIL IN 2011



Trase is a partnership between

In collaboration with

Donors

 The Global Environment Facility

This website uses cookies to provide you with an improved user experience. By continuing to browse this site, you consent to the use of cookies and similar technologies. Please visit our [privacy policy](#) for further details.

I AGREE

 Global Canopy Programme

 The European Forest Institute

 Gordon and Betty Moore Foundation

 The Nature Conservancy

and many other organizations and individuals.

 Department for International Development

 Formas

 Norway's International Climate and Forest Initiative (NICFI)

[Terms of Use](#) · [Privacy policy](#) · [Cookie policy](#) · [Contact us](#)

This website uses cookies to provide you with an improved user experience. By continuing to browse this site, you consent to the use of cookies and similar technologies. Please visit our [privacy policy](#) for further details.

I AGREE