



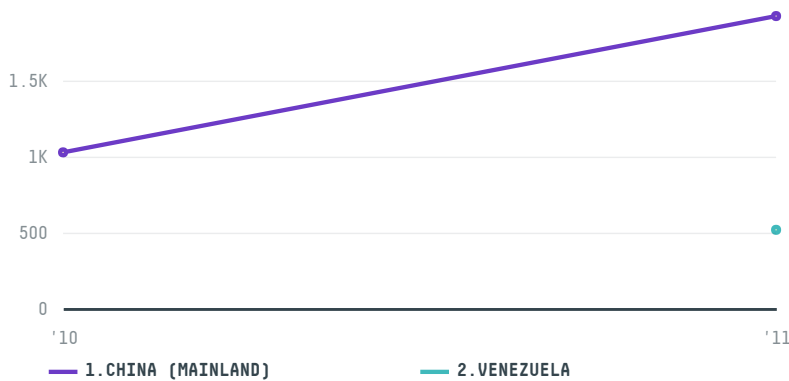
trase

SUL TRADING

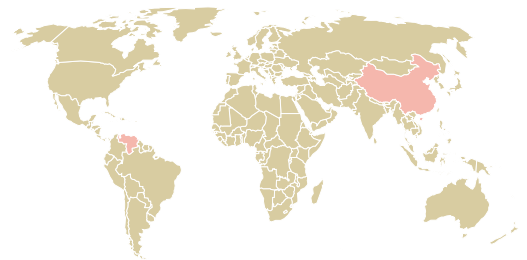
ACTIVITY COMMODITY COUNTRY YEAR
Exporter **Soy** **Brazil** **2011**

SUL TRADING was the 195th largest exporter of soy from BRAZIL in 2011, accounting for 2 thousand tons. This is a 137% increase vs the previous year. As an exporter, SUL TRADING sources from 1 municipalities, or 0% of the soy production municipalities. The main destination of the soy exported by SUL TRADING is CHINA (MAINLAND), accounting for 79% of the total.

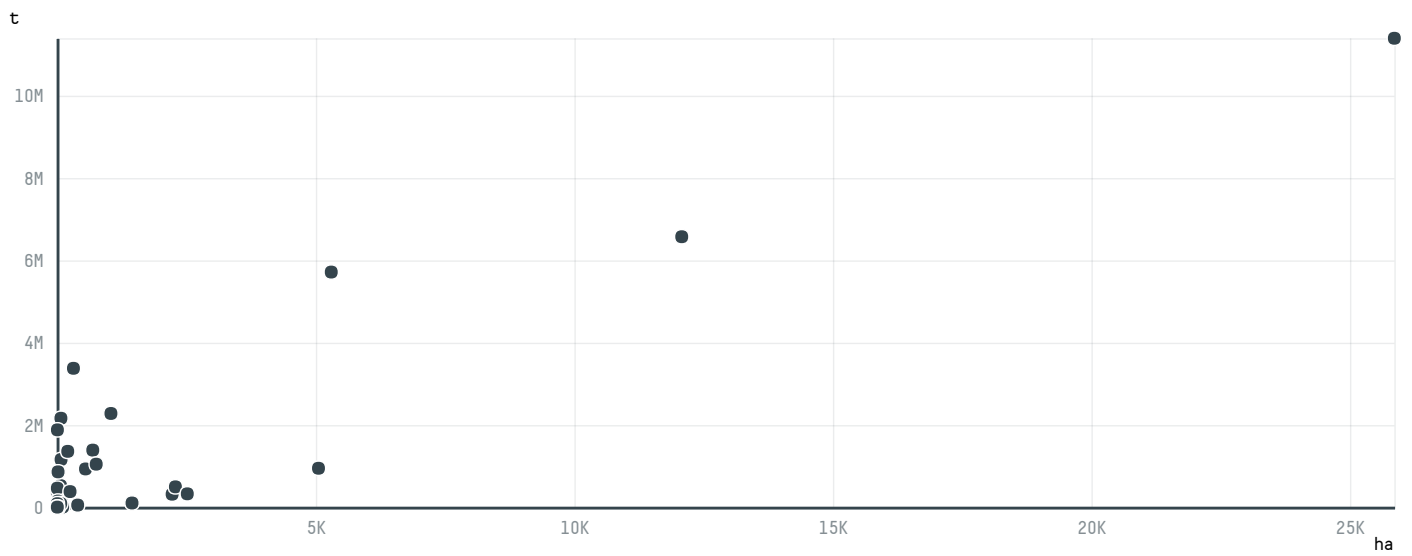
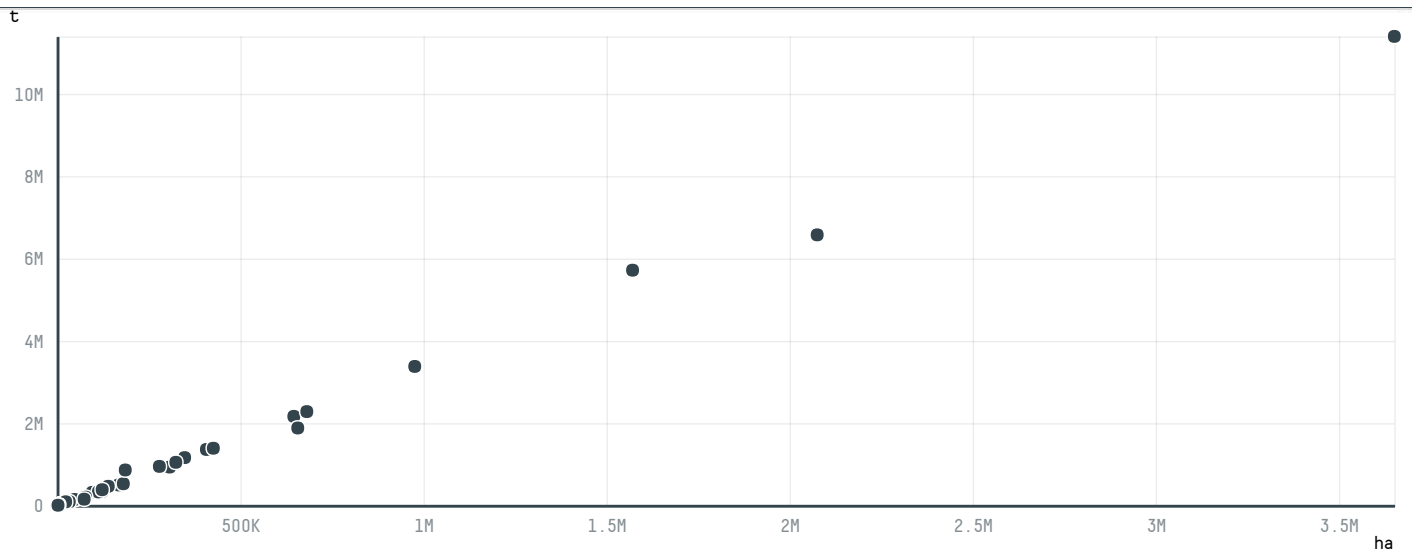
TOP DESTINATION COUNTRIES OF SOY EXPORTED BY SUL TRADING:



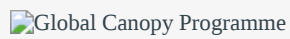
□ N/A <5K >5K >100K >300K >1M



COMPARING COMPANIES EXPORTING SOY FROM BRAZIL IN 2011



Trase is a partnership between





In collaboration with



and many other organizations and individuals.

Donors



[Terms of Use](#) · [Privacy policy](#) · [Cookie policy](#) · [Contact us](#)

This website uses cookies to provide you with an improved user experience. By continuing to browse this site, you consent to the use of cookies and similar technologies. Please visit our [privacy policy](#) for further details.

I AGREE

